

**GATHER THE WHOLE FAMILY** and do some searching to find the answers to these very important smoke alarm safety questions. Then, go to **Sparky.org** and take the pledge to be a FIRE SAFETY HERO.

**Location, location, location!**

Is there at least one smoke alarm:

- Inside each bedroom?  Yes  No
- Outside all sleeping areas?  Yes  No
- On every level of the home, including the basement?  Yes  No

**Action item:** Figure out **how many\*** smoke alarms you need to make each answer YES. (You need at least one on every level of your home, including the basement, outside all sleeping areas, and inside each bedroom.)

\*Our home needs \_\_\_\_\_ smoke alarms.

**What have you got?**

To find the answer to the question below, look on the back of your smoke alarms. You'll have to take them down to do so, so make sure to put them back up.

Do you know how old your smoke alarms are?  Yes  No

**Action item:** Fill in the chart below. If your smoke alarms are more than 10 years old, it's time to replace them.

# Smoke Alarm Checkup



Smoke alarm	Date on back	How old	Need a new one	Working
living room	2019 Oct. 1	5 years	No	Yes



**What to do!**

Do you test your smoke alarms each month?

- Yes  No

**Action item:** Test all the smoke alarms in your home at least once a month by pushing the test button.

Does everyone in your home know the sound of the smoke alarm?

- Yes  No

**Action item:** Push the test button so everyone knows the sound of the alarm. Smoke alarms make a loud "BEEP, BEEP, BEEP" sound.

Does everyone in your home know what to do when the smoke alarm sounds?

- Yes  No

**Action item:** Make a home fire escape plan and practice it at least two times a year. This way everyone knows what to do when the smoke alarm sounds and can get outside and stay outside.



**Kids**

Sparky.org • SparkySchoolHouse.org

Sparky® is a trademark of NFPA, Quincy, MA. © 2024 NFPA

When the smoke alarm sounds, **get outside and stay outside.**  
Go to your **outside meeting place. Call 9-1-1** from a mobile phone or a trusted neighbor's phone.  
Stay outside until the fire department tells you it is safe to go back inside.

# Smoke Alarms: Make Them Work For You!™



You could have as little as two minutes to get out safely once the smoke alarm sounds. Working smoke alarms give you early warning so you can get outside quickly.

## Installation

- Install smoke alarms in every bedroom, outside each separate sleeping area (like a hallway), and on each level (including the basement) of the home.
- When installing, follow the instructions that come with the smoke alarm.
- For the best protection, interconnect all smoke alarms. When one sounds, they all sound. It is important to have interconnected smoke alarms if you sleep with the bedroom doors closed.
- A smoke alarm should be on the ceiling or high on a wall.

## How to Choose an Alarm

It is important to purchase a smoke alarm that is listed by a qualified testing laboratory. The two most common types of smoke alarms are ionization and photoelectric alarms.

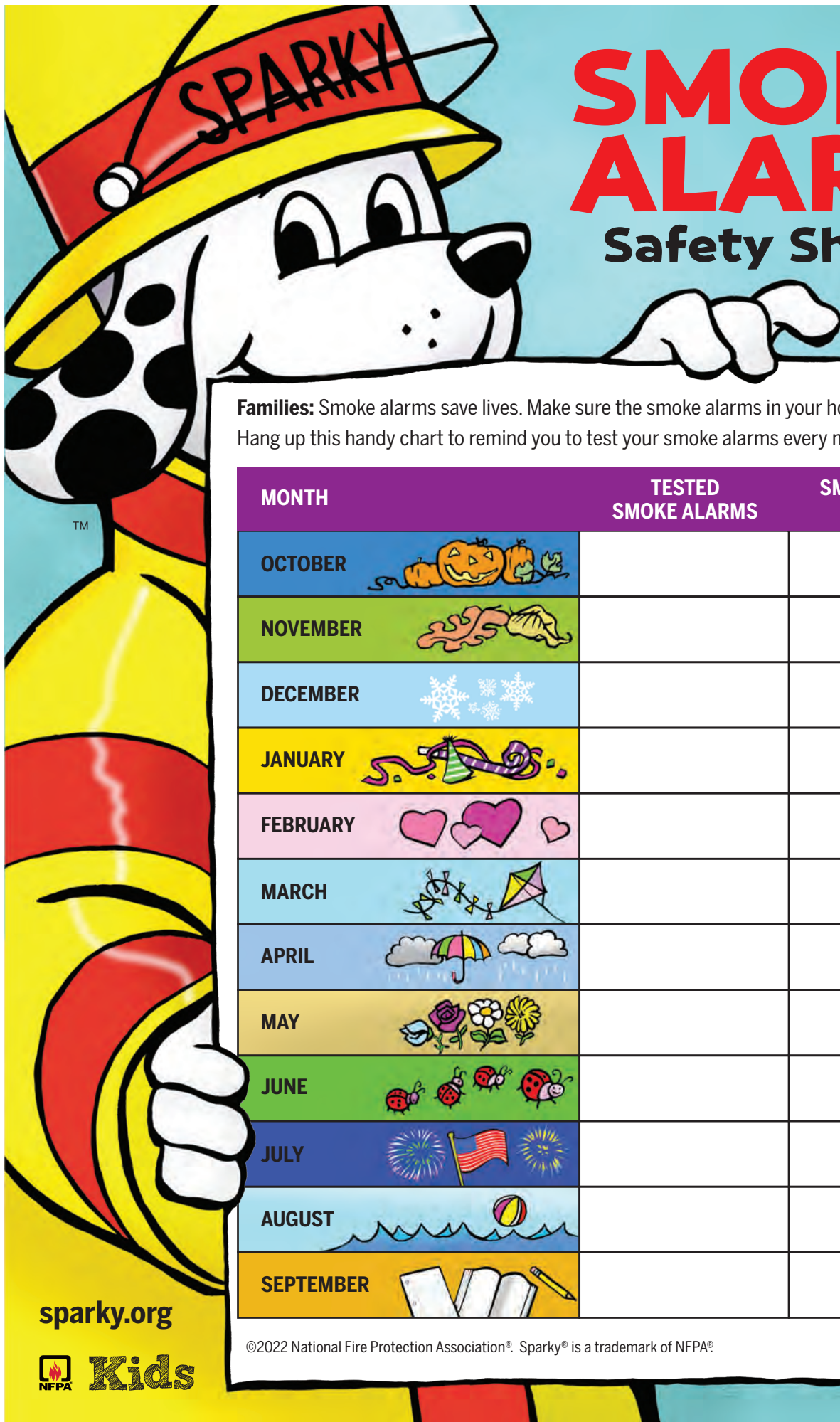
- For the best protection, or where extra time is needed to wake up or help others, both types of alarms or dual sensor ionization-photoelectric alarms are recommended.
- An ionization smoke alarm is more responsive to flaming fires and a photoelectric smoke alarm is more responsive to smoldering fires.
- Photoelectric smoke alarms are the best type of alarms to be installed near the kitchen and bathrooms to reduce nuisance alarms.

## Testing and Maintenance

- Test smoke alarms at least once a month by pushing the test button.
- Follow the manufacturer's instructions for cleaning to keep smoke alarms working.

## Replacement













- Smoke alarms with non-replaceable (long-life) batteries are designed to remain effective for up to 10 years. If the alarm chirps, warning that the battery is low, replace the entire smoke alarm right away.
- For smoke alarms that do not have non-replaceable (long-life) batteries, replace batteries at least once a year. If the alarm chirps, replace only the battery.



# SMOKE ALARM

## Safety Sheet

**Families:** Smoke alarms save lives. Make sure the smoke alarms in your home are working. Hang up this handy chart to remind you to test your smoke alarms every month.

MONTH	TESTED SMOKE ALARMS	SMOKE ALARMS WORKED
OCTOBER 		
NOVEMBER 		
DECEMBER 		
JANUARY 		
FEBRUARY 		
MARCH 		
APRIL 		
MAY 		
JUNE 		
JULY 		
AUGUST 		
SEPTEMBER 		

sparky.org



©2022 National Fire Protection Association®. Sparky® is a trademark of NFPA®.