


Q1 What school does your child currently attend? If you have more than one child attending an EIPS school or a child who attends classes at more than one EIPS school, complete this survey for each one.

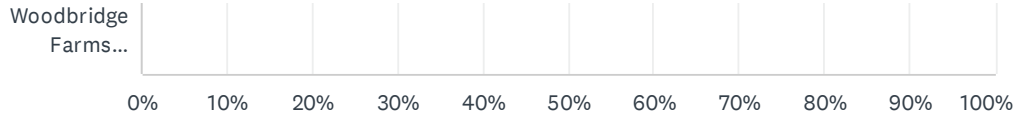
Answered: 49 Skipped: 0



2023-24 EIPS Annual Feedback Survey: For Parents and Caregivers

James Mowat Elementary										
Lakeland Ridge										
Lamont Elementary										
Lamont High										
Mills Haven Elementary										
Mundare School										
Next Step Fort Saskatchewan										
Next Step Sherwood Park										
Next Step Vegreville										
Pine Street Elementary										
Rudolph Hennig Junior High										
Salisbury Composite High										
Sherwood Heights Juni...										
SouthPointe School										
Strathcona Christian...										
Strathcona Christian...										
Uncas Elementary										
Vegreville Composite High										
Wes Hosford Elementary										
Westboro Elementary										
Win Ferguson Elementary										

2023-24 EIPS Annual Feedback Survey: For Parents and Caregivers



2023-24 EIPS Annual Feedback Survey: For Parents and Caregivers

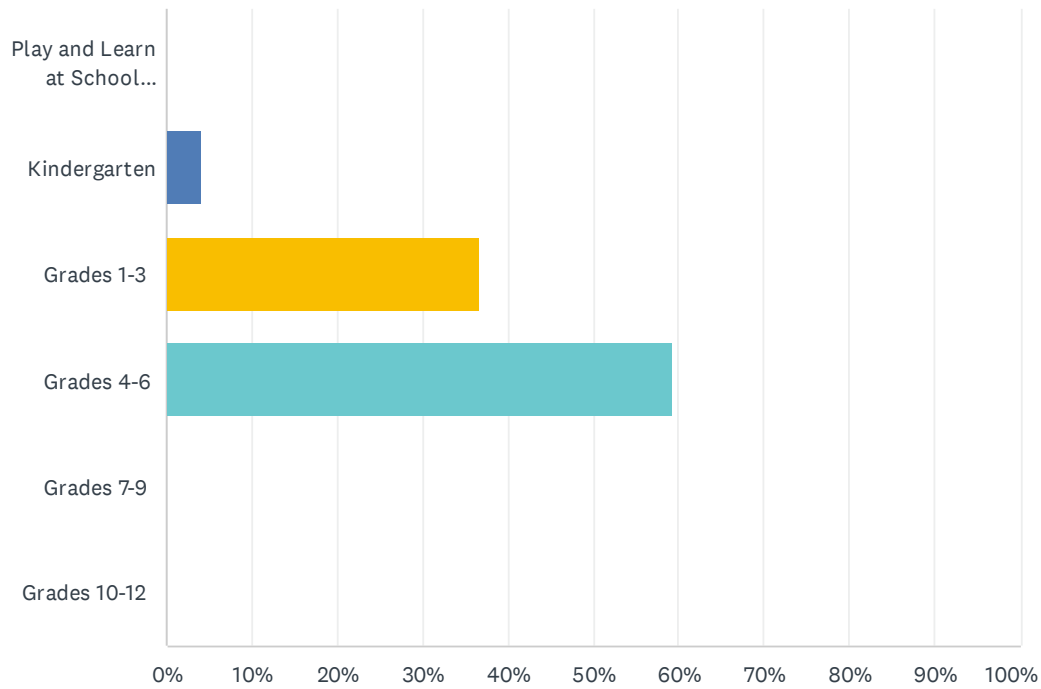
ANSWER CHOICES	RESPONSES	
A.L. Horton Elementary	0.00%	0
Ardrossan Elementary	0.00%	0
Ardrossan Junior Senior High	0.00%	0
Bev Facey Community High	0.00%	0
Brentwood Elementary	0.00%	0
Bruderheim School	0.00%	0
Clover Bar Junior High	0.00%	0
Davidson Creek Elementary	0.00%	0
École Campbelltown	0.00%	0
École Parc Élémentaire	0.00%	0
F.R. Haythorne Junior High	0.00%	0
Fort Saskatchewan Christian	0.00%	0
Fort Saskatchewan Elementary	0.00%	0
Fort Saskatchewan High	0.00%	0
Fultonvale Elementary Junior High	0.00%	0
Glen Allan Elementary	100.00%	49
Heritage Hills Elementary	0.00%	0
James Mowat Elementary	0.00%	0
Lakeland Ridge	0.00%	0
Lamont Elementary	0.00%	0
Lamont High	0.00%	0
Mills Haven Elementary	0.00%	0
Mundare School	0.00%	0
Next Step Fort Saskatchewan	0.00%	0
Next Step Sherwood Park	0.00%	0
Next Step Vegreville	0.00%	0
Pine Street Elementary	0.00%	0
Rudolph Hennig Junior High	0.00%	0
Salisbury Composite High	0.00%	0
Sherwood Heights Junior High	0.00%	0
SouthPointe School	0.00%	0
Strathcona Christian Academy Elementary	0.00%	0

2023-24 EIPS Annual Feedback Survey: For Parents and Caregivers

Strathcona Christian Academy Secondary	0.00%	0
Uncas Elementary	0.00%	0
Vegreville Composite High	0.00%	0
Wes Hosford Elementary	0.00%	0
Westboro Elementary	0.00%	0
Win Ferguson Elementary	0.00%	0
Woodbridge Farms Elementary	0.00%	0
TOTAL		49

Q2 What grade is your child currently in?

Answered: 49 Skipped: 0



ANSWER CHOICES	RESPONSES	
Play and Learn at School (PALS)	0.00%	0
Kindergarten	4.08%	2
Grades 1-3	36.73%	18
Grades 4-6	59.18%	29
Grades 7-9	0.00%	0
Grades 10-12	0.00%	0
TOTAL		49

Q3 As a result of being in the Play and Learn at School (PALS) program, my child's demonstrating growth in their development.

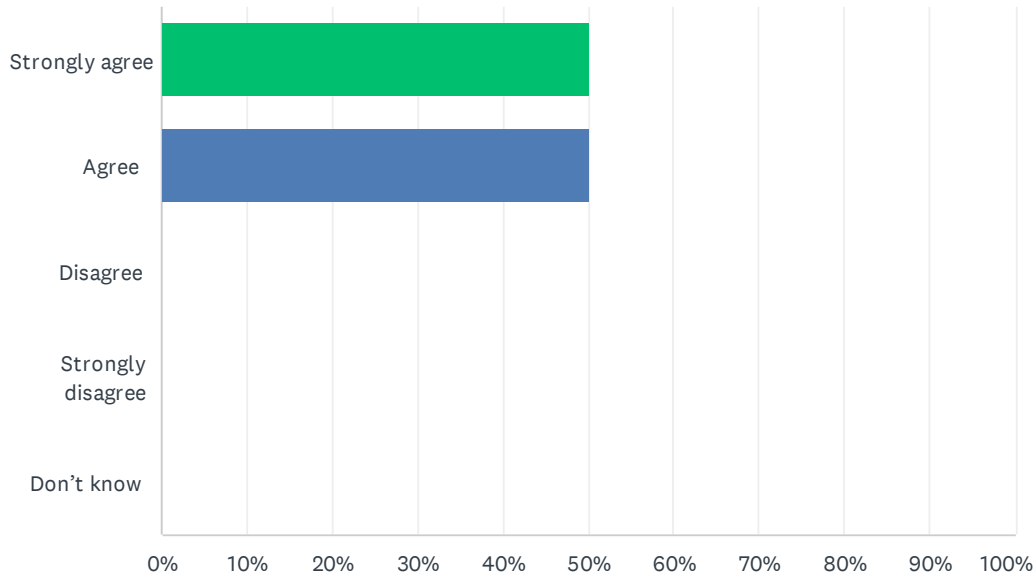
Answered: 0 Skipped: 49

 No matching responses.

ANSWER CHOICES	RESPONSES
Strongly agree	0.00% 0
Agree	0.00% 0
Disagree	0.00% 0
Strongly disagree	0.00% 0
Don't know	0.00% 0
TOTAL	0

Q4 As a result of being in the kindergarten program, my child's becoming ready to enter Grade 1.

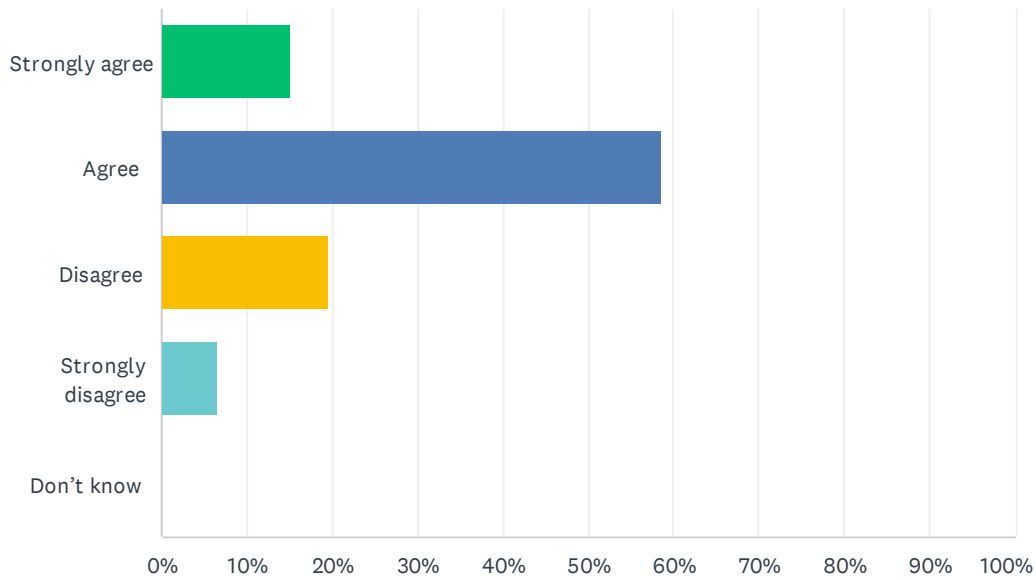
Answered: 2 Skipped: 47



ANSWER CHOICES	RESPONSES	
Strongly agree	50.00%	1
Agree	50.00%	1
Disagree	0.00%	0
Strongly disagree	0.00%	0
Don't know	0.00%	0
TOTAL		2

Q5 My child's individual needs are met.

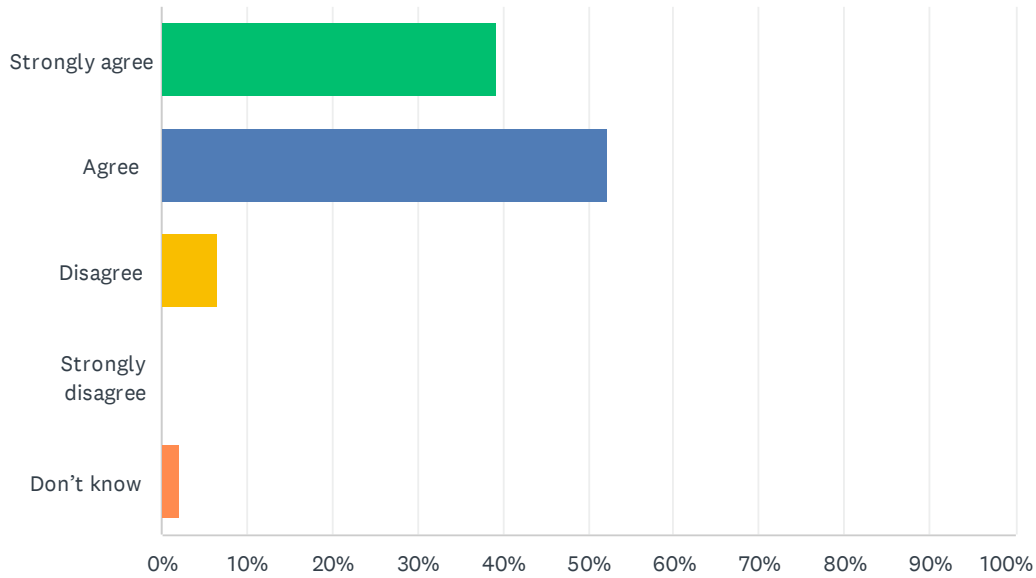
Answered: 46 Skipped: 3



ANSWER CHOICES	RESPONSES	
Strongly agree	15.22%	7
Agree	58.70%	27
Disagree	19.57%	9
Strongly disagree	6.52%	3
Don't know	0.00%	0
TOTAL		46

Q6 My child's encouraged to do their best.

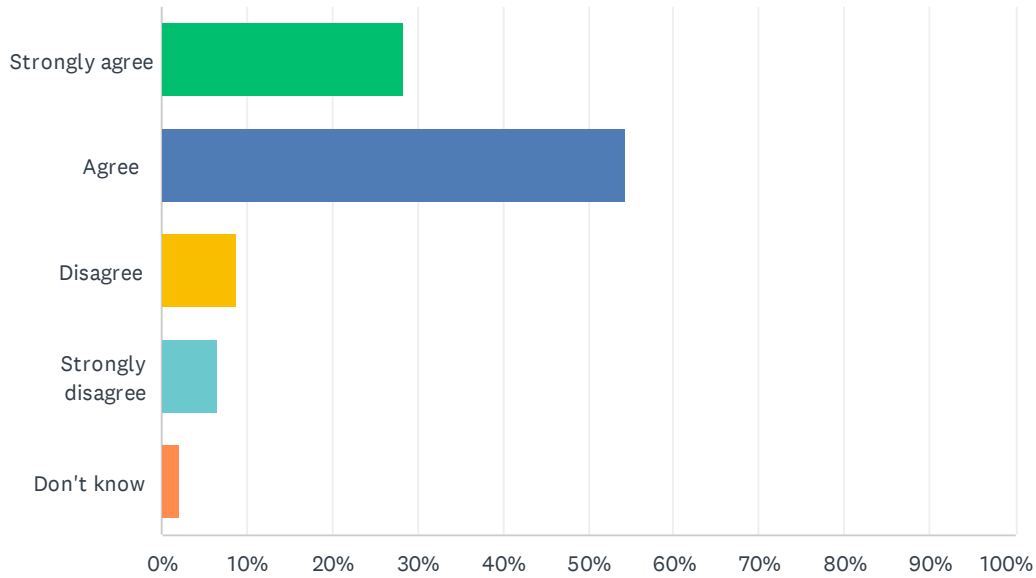
Answered: 46 Skipped: 3



ANSWER CHOICES	RESPONSES	
Strongly agree	39.13%	18
Agree	52.17%	24
Disagree	6.52%	3
Strongly disagree	0.00%	0
Don't know	2.17%	1
TOTAL		46

Q7 My child's demonstrating growth in literacy.

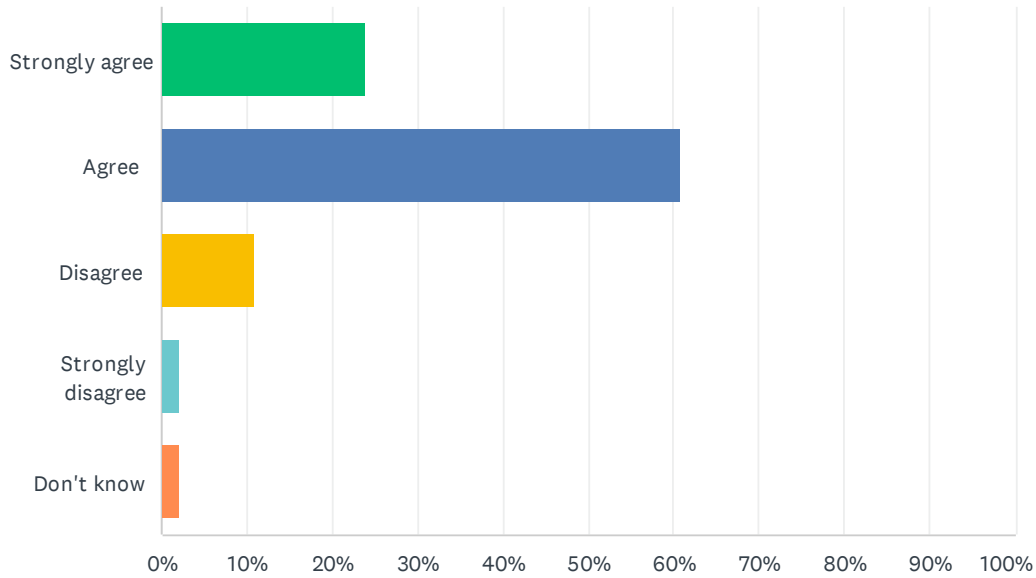
Answered: 46 Skipped: 3



ANSWER CHOICES	RESPONSES	
Strongly agree	28.26%	13
Agree	54.35%	25
Disagree	8.70%	4
Strongly disagree	6.52%	3
Don't know	2.17%	1
TOTAL		46

Q8 My child's demonstrating growth in numeracy.

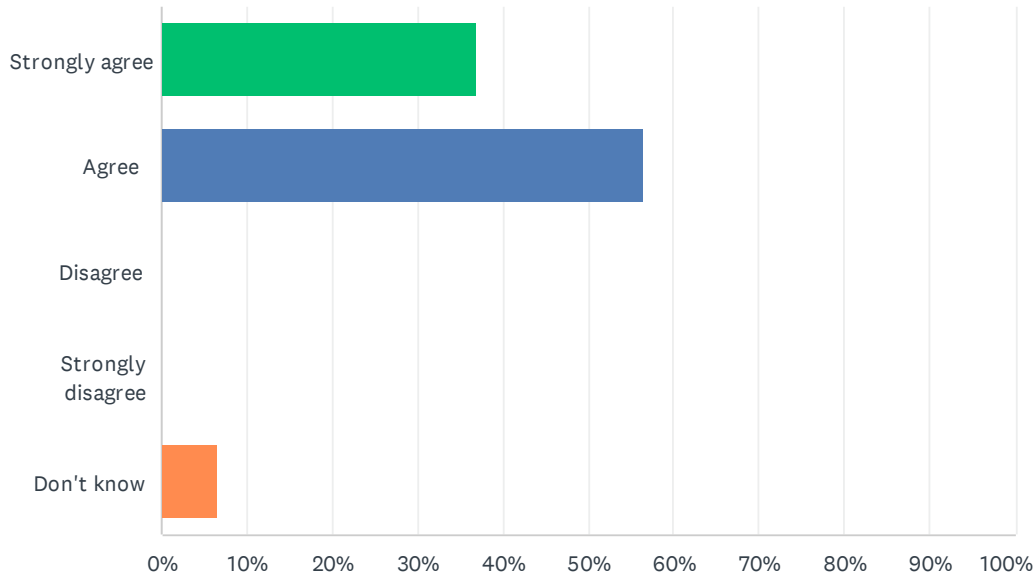
Answered: 46 Skipped: 3



ANSWER CHOICES	RESPONSES	
Strongly agree	23.91%	11
Agree	60.87%	28
Disagree	10.87%	5
Strongly disagree	2.17%	1
Don't know	2.17%	1
TOTAL		46

Q9 My child has an understanding of First Nations, Métis and Inuit culture and history.

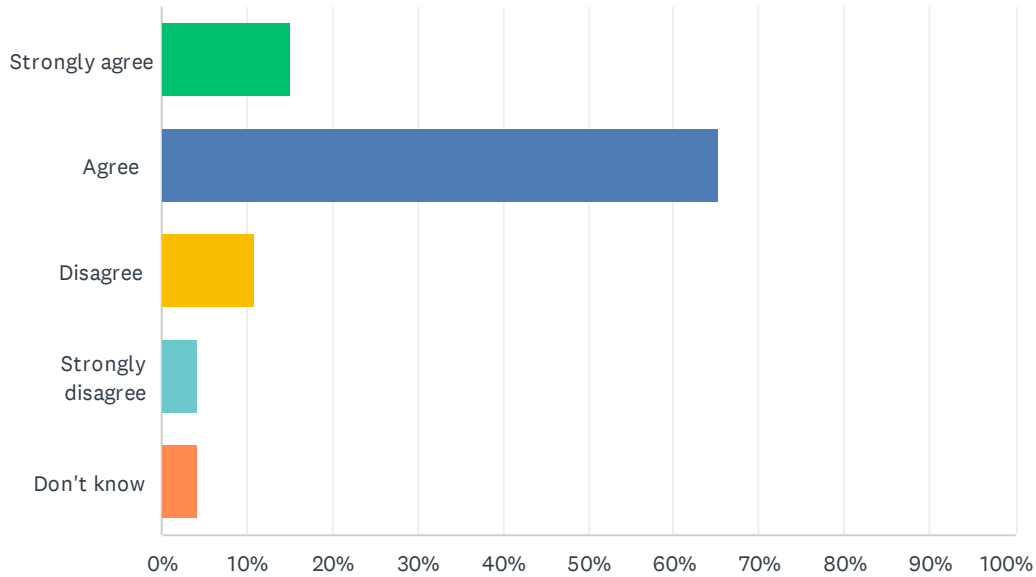
Answered: 46 Skipped: 3



ANSWER CHOICES	RESPONSES	
Strongly agree	36.96%	17
Agree	56.52%	26
Disagree	0.00%	0
Strongly disagree	0.00%	0
Don't know	6.52%	3
TOTAL		46

Q10 My child's learning the knowledge, skills and attitudes necessary to be successful in life.

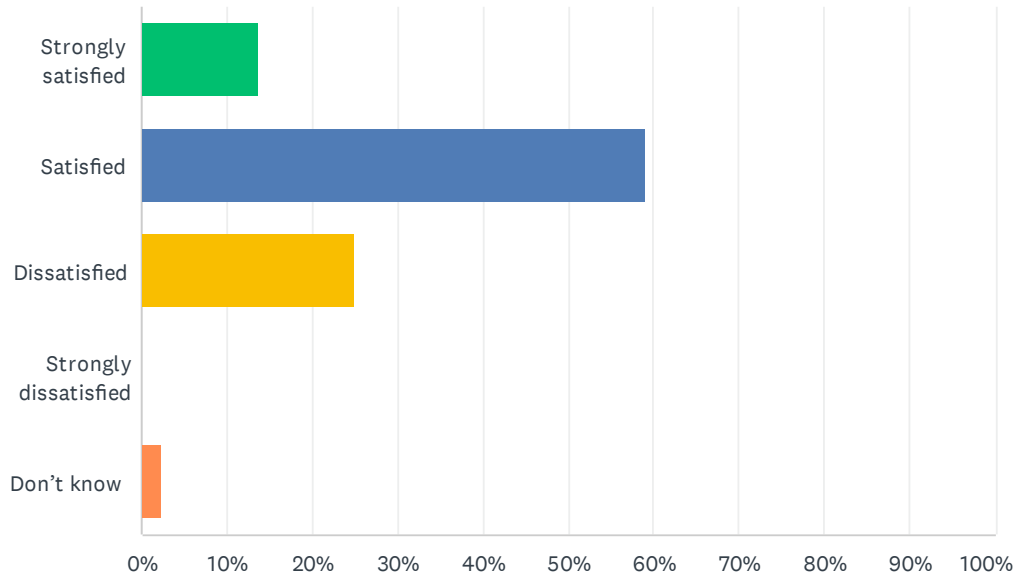
Answered: 46 Skipped: 3



ANSWER CHOICES	RESPONSES	
Strongly agree	15.22%	7
Agree	65.22%	30
Disagree	10.87%	5
Strongly disagree	4.35%	2
Don't know	4.35%	2
TOTAL		46

Q11 How satisfied are you with the quality of education your child's receiving at school?

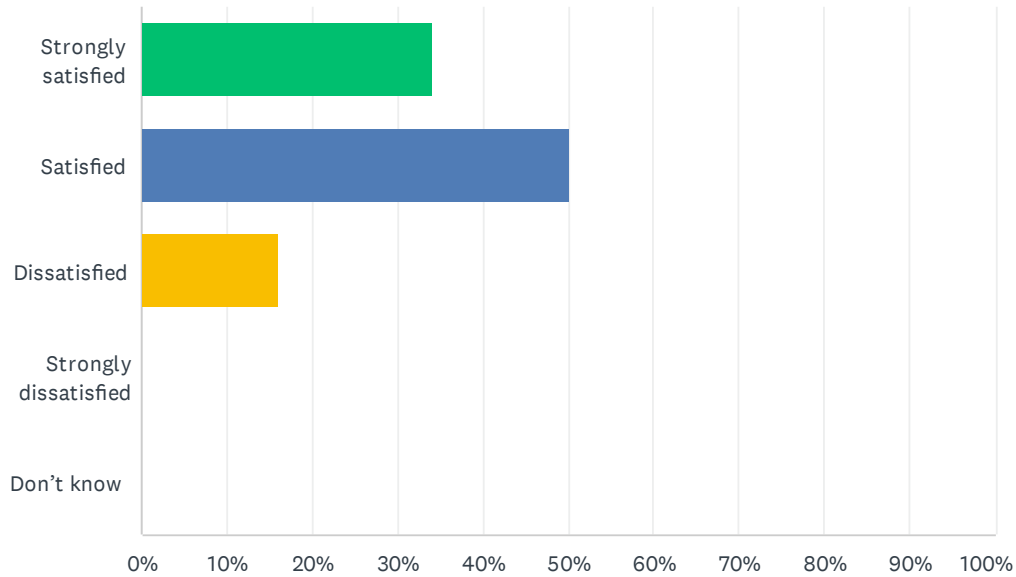
Answered: 44 Skipped: 5



ANSWER CHOICES	RESPONSES	
Strongly satisfied	13.64%	6
Satisfied	59.09%	26
Dissatisfied	25.00%	11
Strongly dissatisfied	0.00%	0
Don't know	2.27%	1
TOTAL		44

Q12 How satisfied are you with the quality of teaching at your child's school?

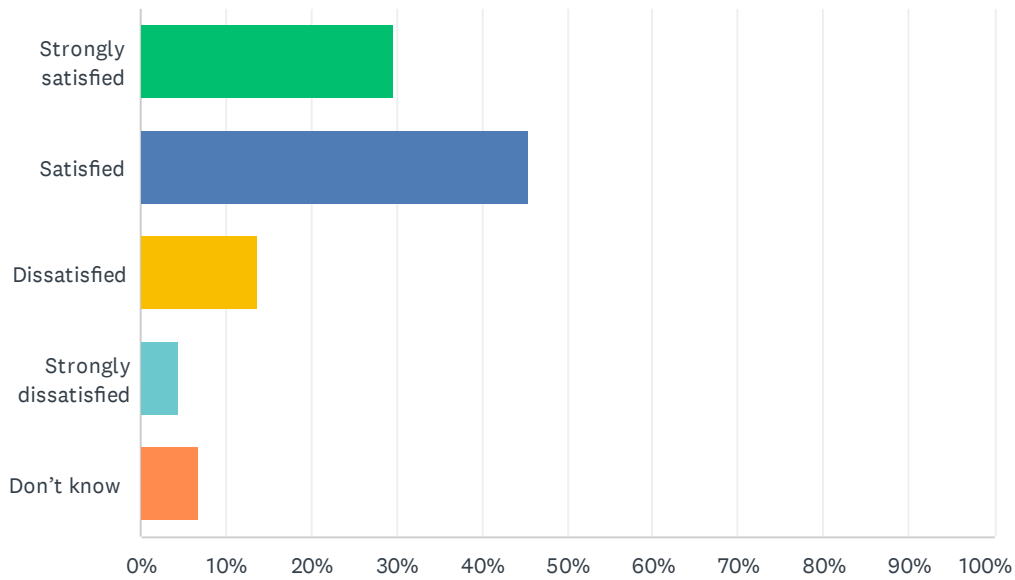
Answered: 44 Skipped: 5



ANSWER CHOICES	RESPONSES	
Strongly satisfied	34.09%	15
Satisfied	50.00%	22
Dissatisfied	15.91%	7
Strongly dissatisfied	0.00%	0
Don't know	0.00%	0
TOTAL		44

Q13 How satisfied are you with the leadership at your child's school?

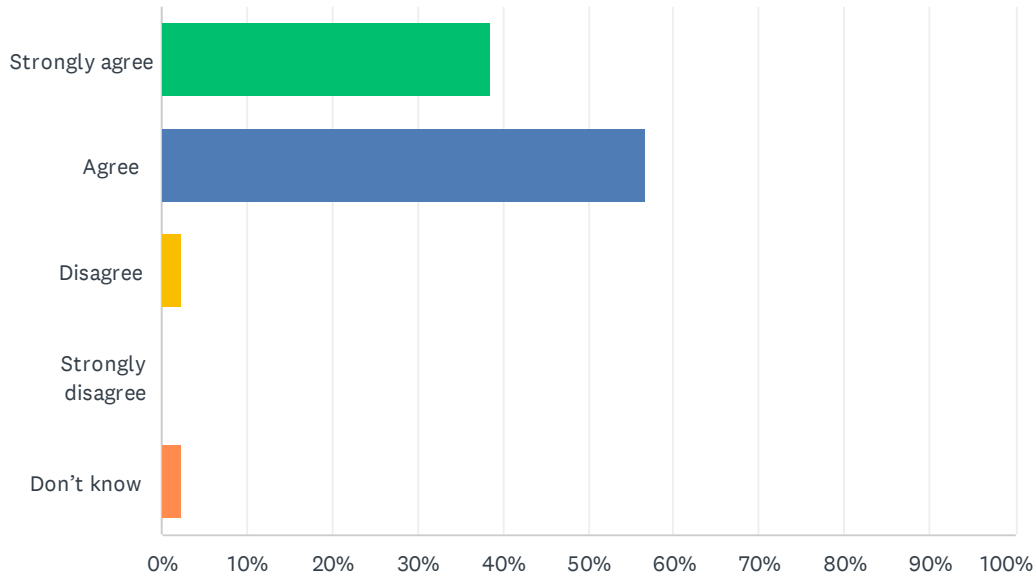
Answered: 44 Skipped: 5



ANSWER CHOICES	RESPONSES	
Strongly satisfied	29.55%	13
Satisfied	45.45%	20
Dissatisfied	13.64%	6
Strongly dissatisfied	4.55%	2
Don't know	6.82%	3
TOTAL		44

Q14 My child’s school encourages my child to be a responsible, respectful and engaged citizen.

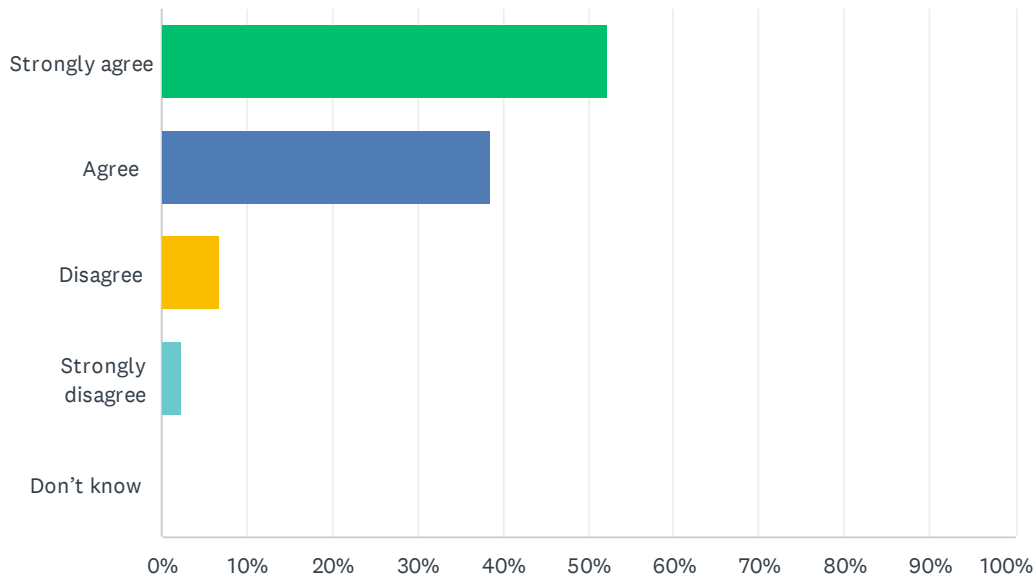
Answered: 44 Skipped: 5



ANSWER CHOICES	RESPONSES	
Strongly agree	38.64%	17
Agree	56.82%	25
Disagree	2.27%	1
Strongly disagree	0.00%	0
Don't know	2.27%	1
TOTAL		44

Q15 School staff care about my child.

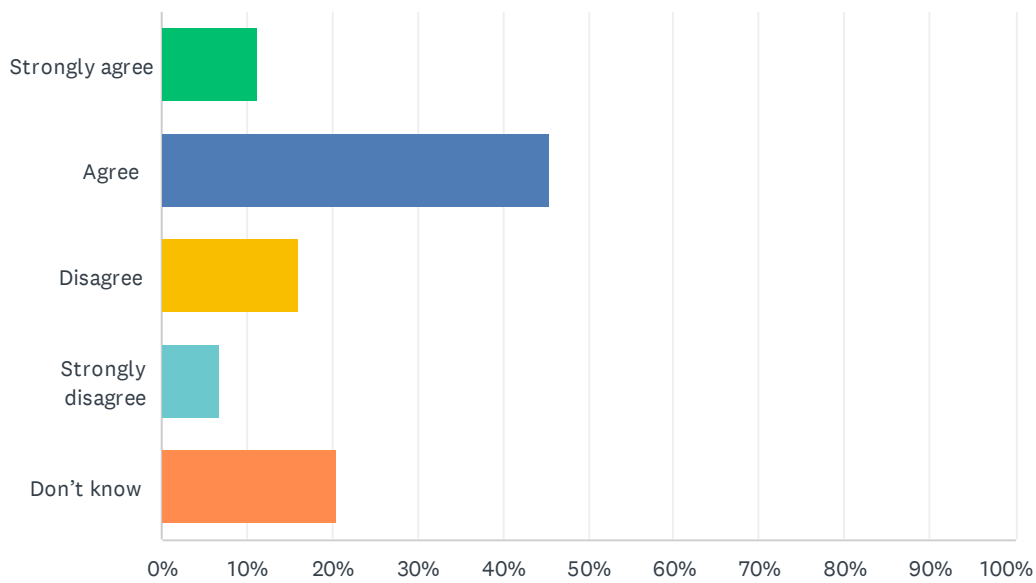
Answered: 44 Skipped: 5



ANSWER CHOICES	RESPONSES	
Strongly agree	52.27%	23
Agree	38.64%	17
Disagree	6.82%	3
Strongly disagree	2.27%	1
Don't know	0.00%	0
TOTAL		44

Q16 My child's school handles discipline fairly and reasonably.

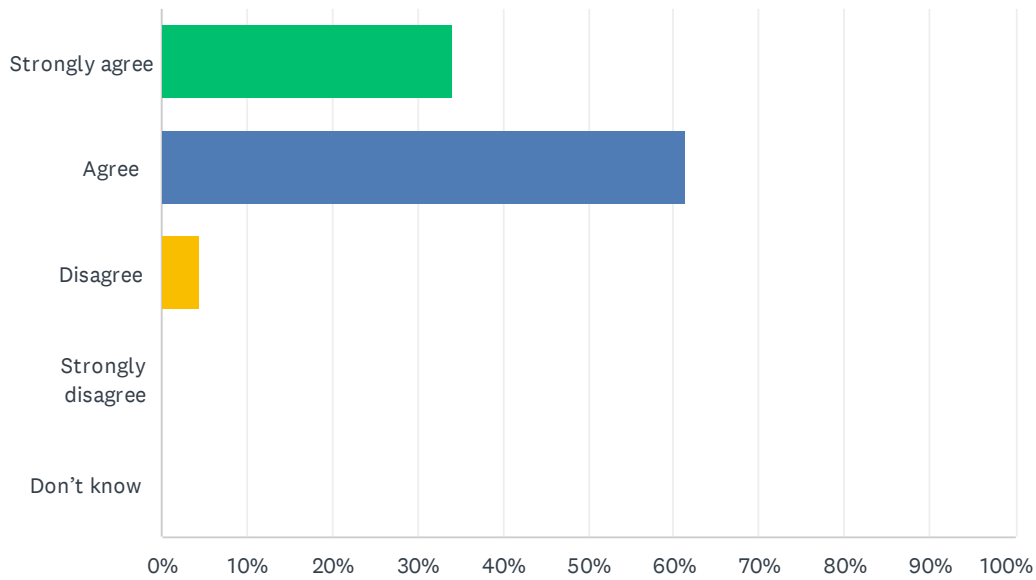
Answered: 44 Skipped: 5



ANSWER CHOICES	RESPONSES	
Strongly agree	11.36%	5
Agree	45.45%	20
Disagree	15.91%	7
Strongly disagree	6.82%	3
Don't know	20.45%	9
TOTAL		44

Q17 My child's school is safe.

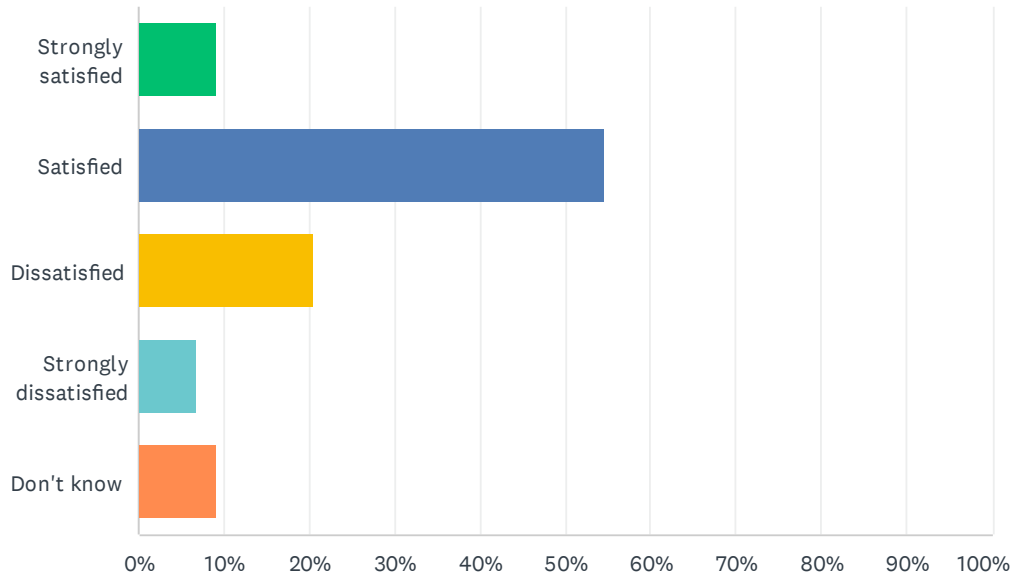
Answered: 44 Skipped: 5



ANSWER CHOICES	RESPONSES	
Strongly agree	34.09%	15
Agree	61.36%	27
Disagree	4.55%	2
Strongly disagree	0.00%	0
Don't know	0.00%	0
TOTAL		44

Q18 How satisfied are you with the resources available to support your child's learning?

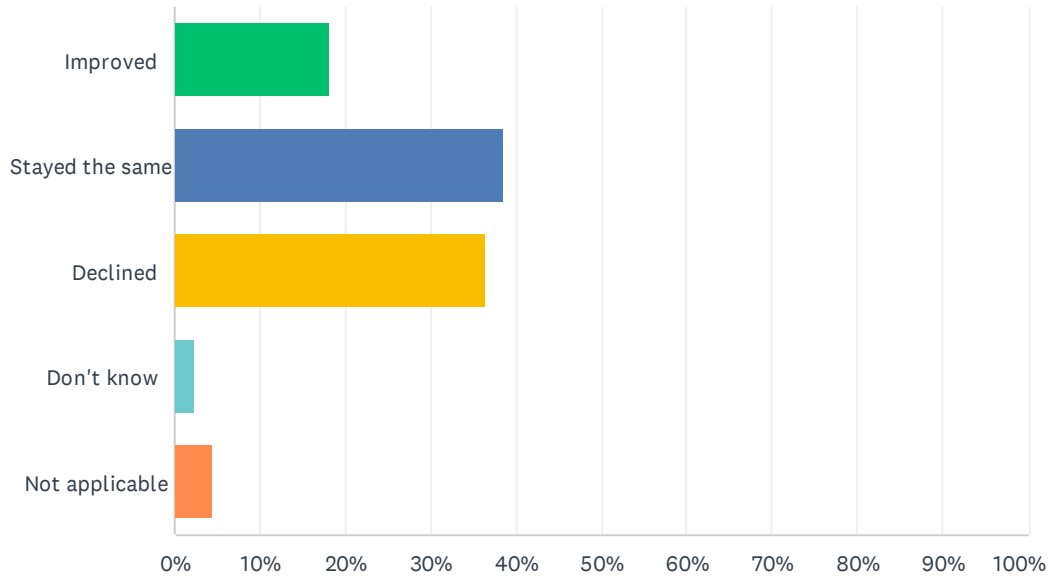
Answered: 44 Skipped: 5



ANSWER CHOICES	RESPONSES	
Strongly satisfied	9.09%	4
Satisfied	54.55%	24
Dissatisfied	20.45%	9
Strongly dissatisfied	6.82%	3
Don't know	9.09%	4
TOTAL		44

Q19 In your opinion, has the quality of education your child's experienced improved, stayed the same or declined in the past three years?

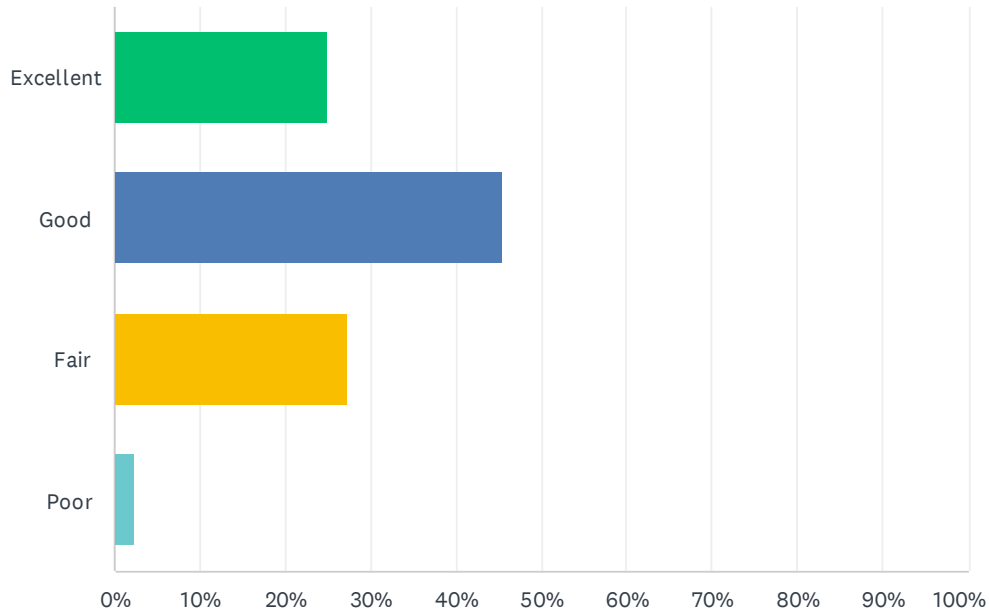
Answered: 44 Skipped: 5



ANSWER CHOICES	RESPONSES	
Improved	18.18%	8
Stayed the same	38.64%	17
Declined	36.36%	16
Don't know	2.27%	1
Not applicable	4.55%	2
TOTAL		44

Q20 How do you rate the physical condition of your child's school?

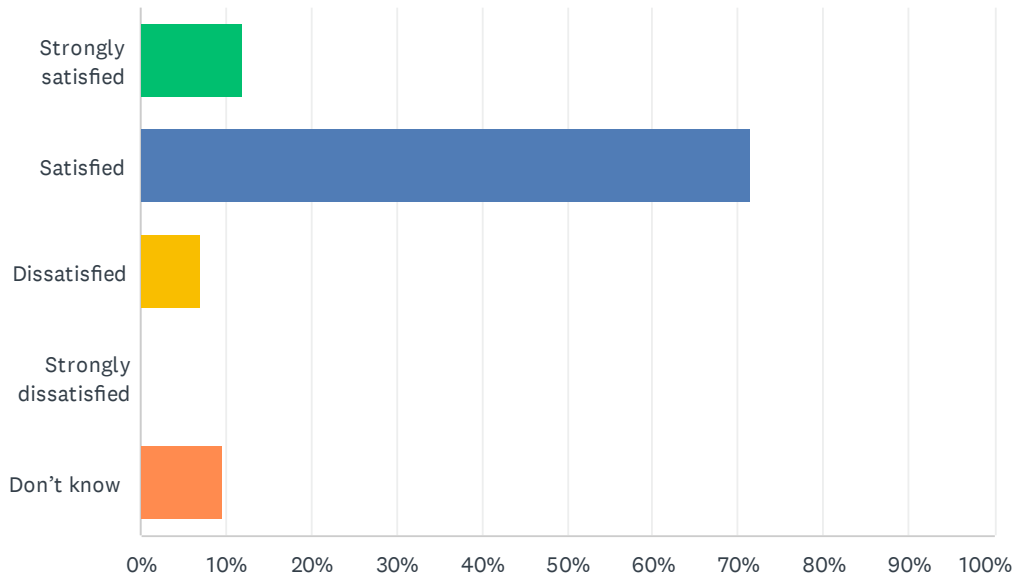
Answered: 44 Skipped: 5



ANSWER CHOICES	RESPONSES	
Excellent	25.00%	11
Good	45.45%	20
Fair	27.27%	12
Poor	2.27%	1
TOTAL		44

Q21 How satisfied are you with the opportunities provided to be involved in your child's education? Refer to the EIPS Parent Engagement overview for examples of involvement and engagement opportunities that help support student success.

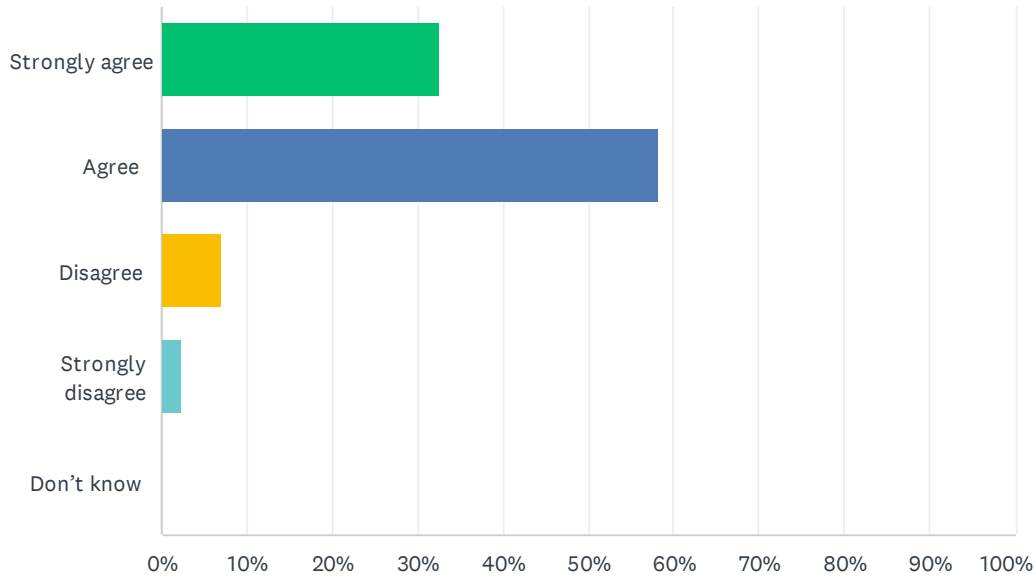
Answered: 42 Skipped: 7



ANSWER CHOICES	RESPONSES	
Strongly satisfied	11.90%	5
Satisfied	71.43%	30
Dissatisfied	7.14%	3
Strongly dissatisfied	0.00%	0
Don't know	9.52%	4
TOTAL		42

Q22 The school keeps me informed about my child's progress and achievement.

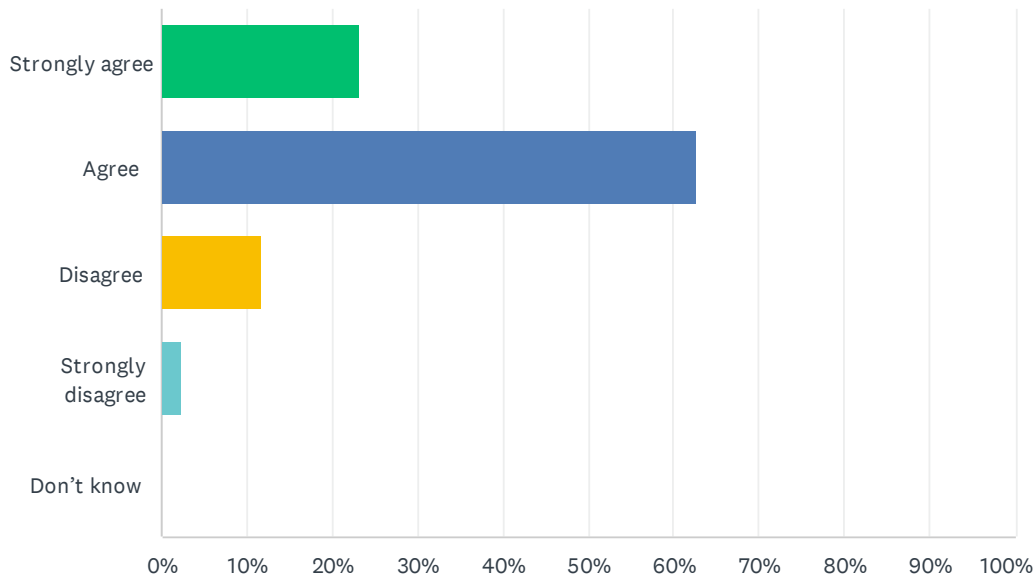
Answered: 43 Skipped: 6



ANSWER CHOICES	RESPONSES	
Strongly agree	32.56%	14
Agree	58.14%	25
Disagree	6.98%	3
Strongly disagree	2.33%	1
Don't know	0.00%	0
TOTAL		43

Q23 There is open and honest communication within my child's school.

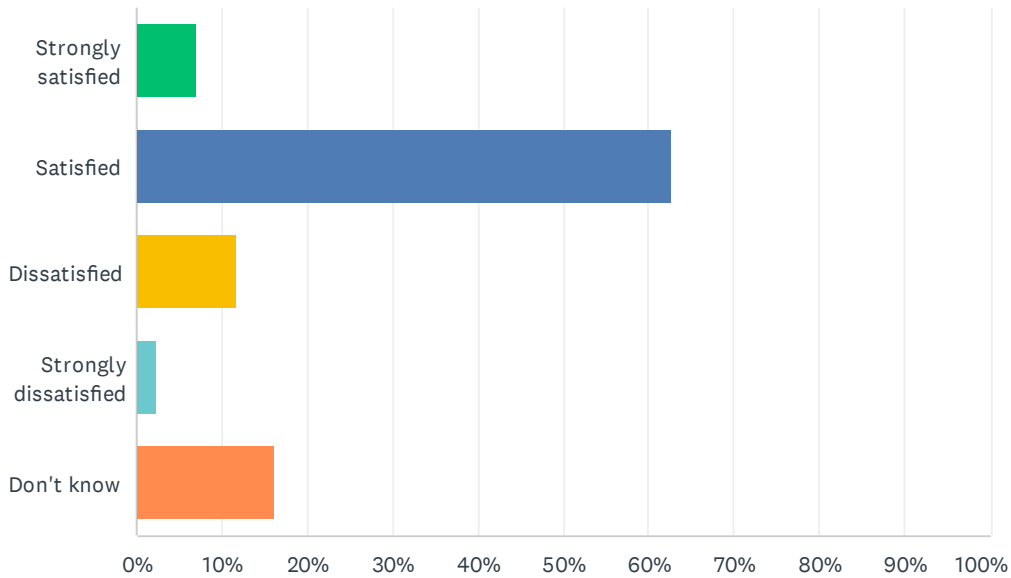
Answered: 43 Skipped: 6



ANSWER CHOICES	RESPONSES	
Strongly agree	23.26%	10
Agree	62.79%	27
Disagree	11.63%	5
Strongly disagree	2.33%	1
Don't know	0.00%	0
TOTAL		43

Q24 How satisfied are you with the Division’s commitment to engaging stakeholders—including parents and caregivers—about matters that affect decision-making and public education?

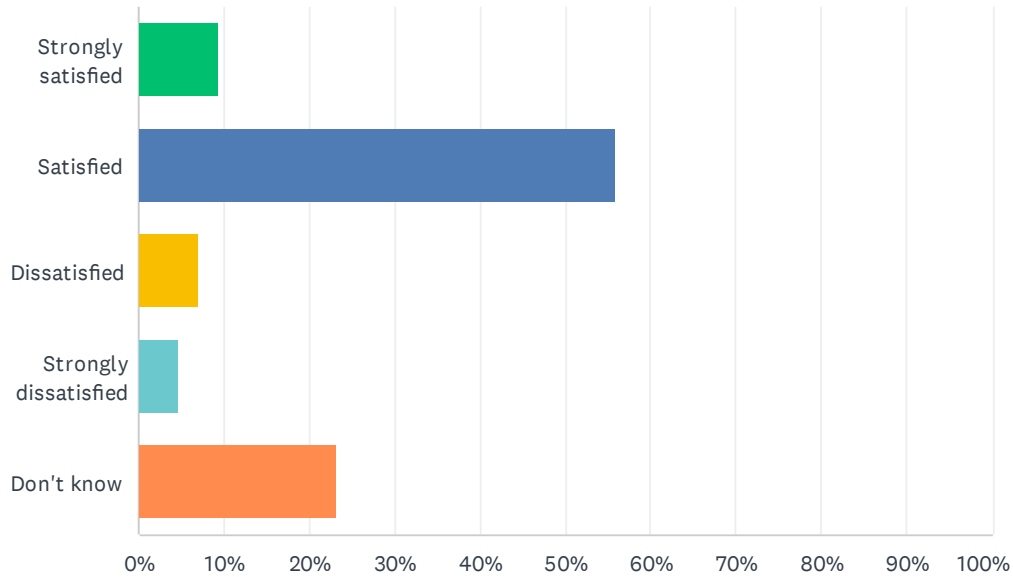
Answered: 43 Skipped: 6



ANSWER CHOICES	RESPONSES
Strongly satisfied	6.98% 3
Satisfied	62.79% 27
Dissatisfied	11.63% 5
Strongly dissatisfied	2.33% 1
Don't know	16.28% 7
TOTAL	43

Q25 How satisfied are you with the Division’s commitment to advocating for public education?

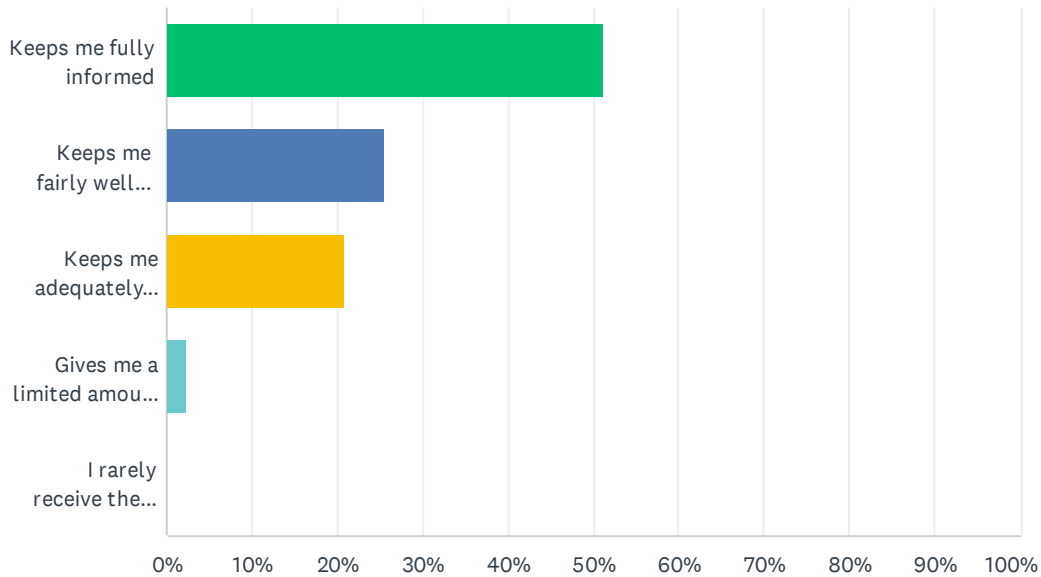
Answered: 43 Skipped: 6



ANSWER CHOICES	RESPONSES	
Strongly satisfied	9.30%	4
Satisfied	55.81%	24
Dissatisfied	6.98%	3
Strongly dissatisfied	4.65%	2
Don't know	23.26%	10
TOTAL		43

Q26 Elk Island Public Schools appreciates the opportunity to stay connected with parents about news, activities, programs and other matters of importance. What is your impression of the communication you receive from your child's school?

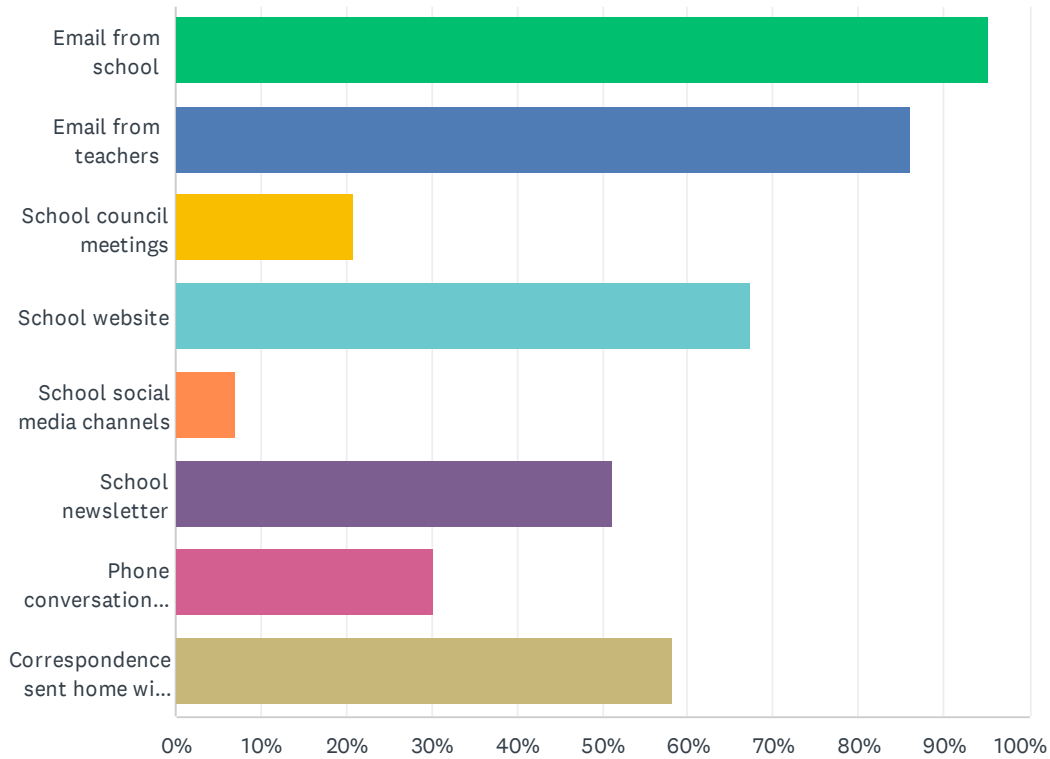
Answered: 43 Skipped: 6



ANSWER CHOICES	RESPONSES	
Keeps me fully informed	51.16%	22
Keeps me fairly well informed	25.58%	11
Keeps me adequately informed	20.93%	9
Gives me a limited amount of information	2.33%	1
I rarely receive the information I need	0.00%	0
TOTAL		43

Q27 Do you regularly make use of the following to keep up to date on school activities, programs, etc.? Check all that apply.

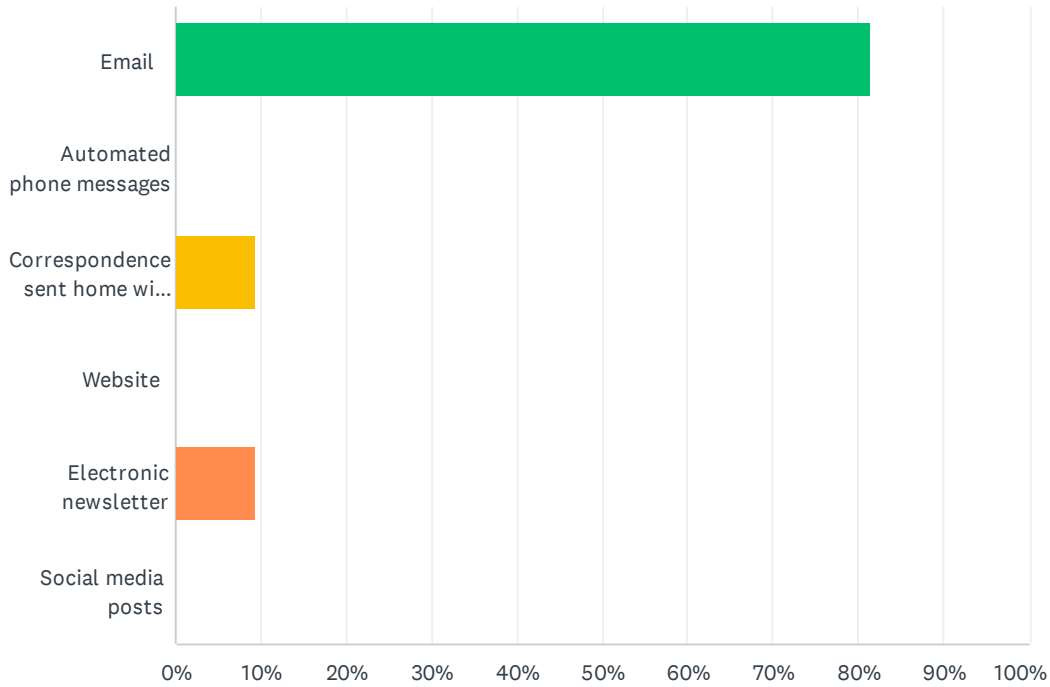
Answered: 43 Skipped: 6



ANSWER CHOICES	RESPONSES	
Email from school	95.35%	41
Email from teachers	86.05%	37
School council meetings	20.93%	9
School website	67.44%	29
School social media channels	6.98%	3
School newsletter	51.16%	22
Phone conversations with the school or teachers	30.23%	13
Correspondence sent home with my child	58.14%	25
Total Respondents: 43		

Q28 What is your most preferred method of communication from the school and Division?

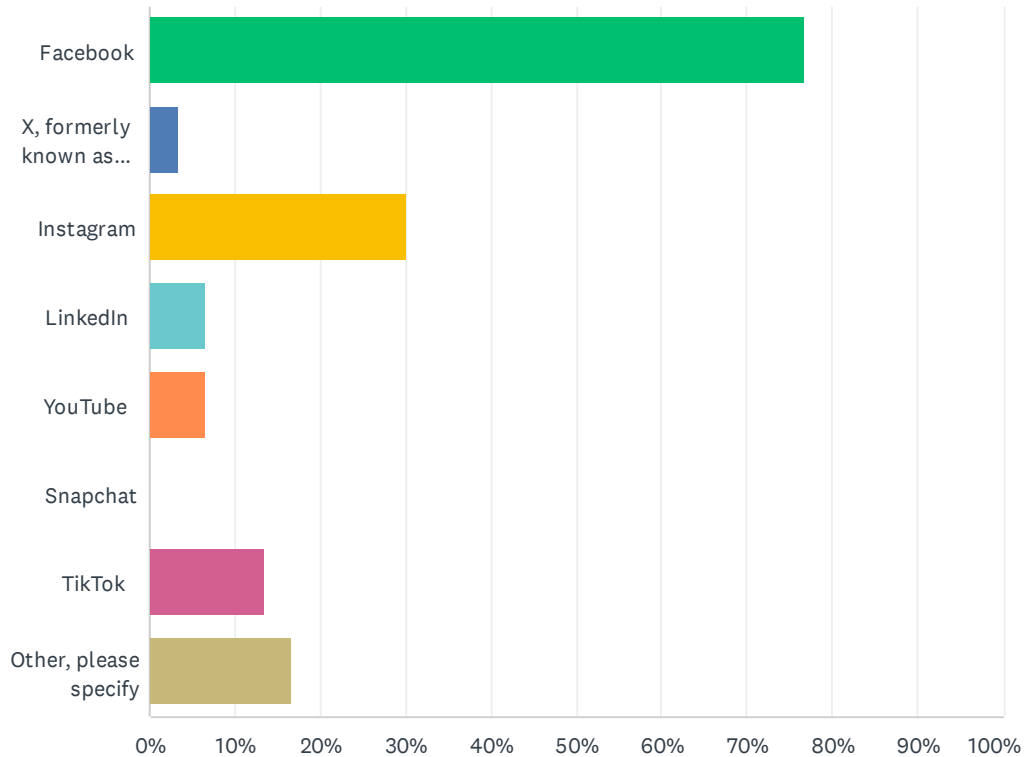
Answered: 43 Skipped: 6



ANSWER CHOICES	RESPONSES	
Email	81.40%	35
Automated phone messages	0.00%	0
Correspondence sent home with my child	9.30%	4
Website	0.00%	0
Electronic newsletter	9.30%	4
Social media posts	0.00%	0
TOTAL		43

Q29 The Division and schools often share news and information on social media. Which of the following platforms do you use? Check all that apply.

Answered: 30 Skipped: 19



ANSWER CHOICES	RESPONSES
Facebook	76.67% 23
X, formerly known as Twitter	3.33% 1
Instagram	30.00% 9
LinkedIn	6.67% 2
YouTube	6.67% 2
Snapchat	0.00% 0
TikTok	13.33% 4
Other, please specify	16.67% 5
Total Respondents: 30	

#	OTHER, PLEASE SPECIFY	DATE
1	None	3/18/2024 4:27 PM
2	Do not have social media	3/9/2024 8:52 AM
3	Don't not have social media	3/9/2024 8:48 AM

2023-24 EIPS Annual Feedback Survey: For Parents and Caregivers

4	None	3/1/2024 3:56 PM
5	None	3/1/2024 9:15 AM
