


Q1 What school does your child currently attend? If you have more than one child attending an EIPS school or a child who attends classes at more than one school, complete this survey for each one.

Answered: 80 Skipped: 0



2022-23 EIPS Annual Feedback Survey: Parents and Caregivers

Heritage Hills Elementary									
James Mowat Elementary									
Lakeland Ridge									
Lamont Elementary									
Lamont High									
Mills Haven Elementary									
Mundare School									
Next Step/Outreach									
Pine Street Elementary									
Rudolph Hennig Junior High									
Salisbury Composite High									
Sherwood Heights Juni...									
SouthPointe School									
Strathcona Christian...									
Strathcona Christian...									
Uncas Elementary									
Vegreville Composite High									
Wes Hosford Elementary									
Westboro Elementary									
Win Ferguson Elementary									
Woodbridge Farms...									

2022-23 EIPS Annual Feedback Survey: Parents and Caregivers

0% 10% 20% 30% 40% 50% 60% 70% 80% 90% 100%

2022-23 EIPS Annual Feedback Survey: Parents and Caregivers

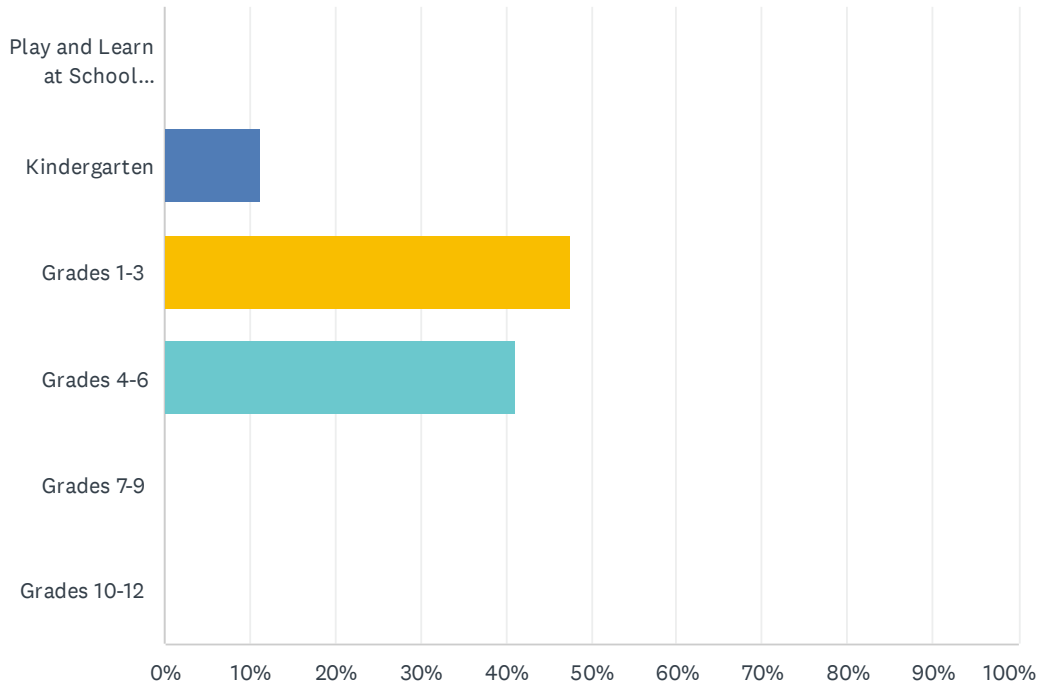
ANSWER CHOICES	RESPONSES	
A.L. Horton Elementary	0.00%	0
Andrew School	0.00%	0
Ardrossan Elementary	0.00%	0
Ardrossan Junior Senior High	0.00%	0
Bev Facey Community High	0.00%	0
Brentwood Elementary	0.00%	0
Bruderheim School	0.00%	0
Clover Bar Junior High	0.00%	0
Davidson Creek Elementary	0.00%	0
École Campbelltown	0.00%	0
École Parc Élémentaire	0.00%	0
F.R. Haythorne Junior High	0.00%	0
Fort Saskatchewan Christian	0.00%	0
Fort Saskatchewan Elementary	0.00%	0
Fort Saskatchewan High	0.00%	0
Fultonvale Elementary Junior High	0.00%	0
Glen Allan Elementary	100.00%	80
Heritage Hills Elementary	0.00%	0
James Mowat Elementary	0.00%	0
Lakeland Ridge	0.00%	0
Lamont Elementary	0.00%	0
Lamont High	0.00%	0
Mills Haven Elementary	0.00%	0
Mundare School	0.00%	0
Next Step/Outreach	0.00%	0
Pine Street Elementary	0.00%	0
Rudolph Hennig Junior High	0.00%	0
Salisbury Composite High	0.00%	0
Sherwood Heights Junior High	0.00%	0
SouthPointe School	0.00%	0
Strathcona Christian Academy Elementary	0.00%	0
Strathcona Christian Academy Secondary	0.00%	0

2022-23 EIPS Annual Feedback Survey: Parents and Caregivers

Uncas Elementary	0.00%	0
Vegreville Composite High	0.00%	0
Wes Hosford Elementary	0.00%	0
Westboro Elementary	0.00%	0
Win Ferguson Elementary	0.00%	0
Woodbridge Farms Elementary	0.00%	0
TOTAL		80

Q2 What grade is your child currently in?

Answered: 80 Skipped: 0



ANSWER CHOICES	RESPONSES	
Play and Learn at School (PALS)	0.00%	0
Kindergarten	11.25%	9
Grades 1-3	47.50%	38
Grades 4-6	41.25%	33
Grades 7-9	0.00%	0
Grades 10-12	0.00%	0
TOTAL		80

Q3 As a result of being in the Play and Learn at School (PALS) program, my child's demonstrating growth in their development.

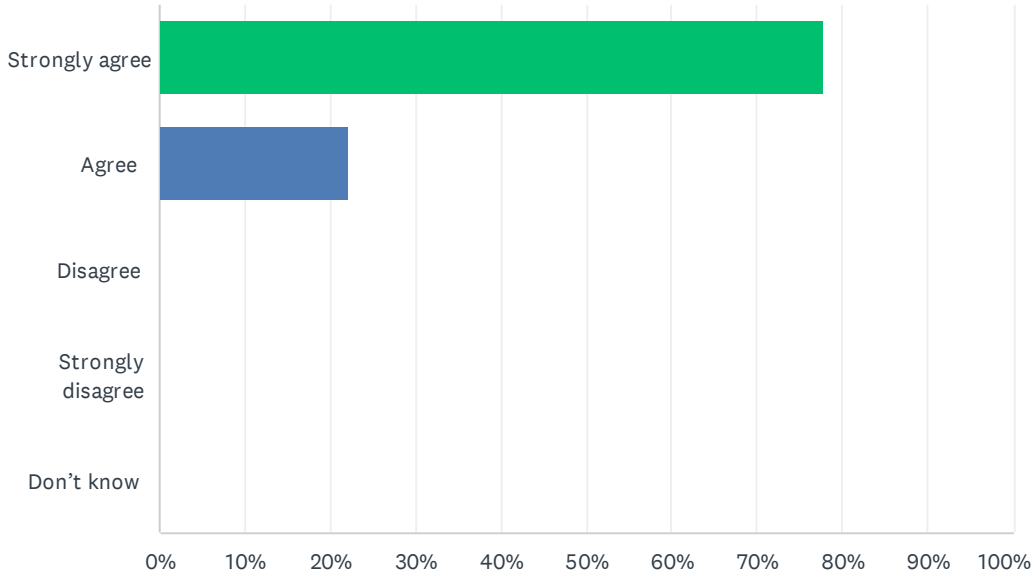
Answered: 0 Skipped: 80

 No matching responses.

ANSWER CHOICES	RESPONSES
Strongly agree	0.00% 0
Agree	0.00% 0
Disagree	0.00% 0
Strongly disagree	0.00% 0
Don't know	0.00% 0
TOTAL	0

Q4 As a result of being in the kindergarten program, my child's becoming ready to enter Grade 1.

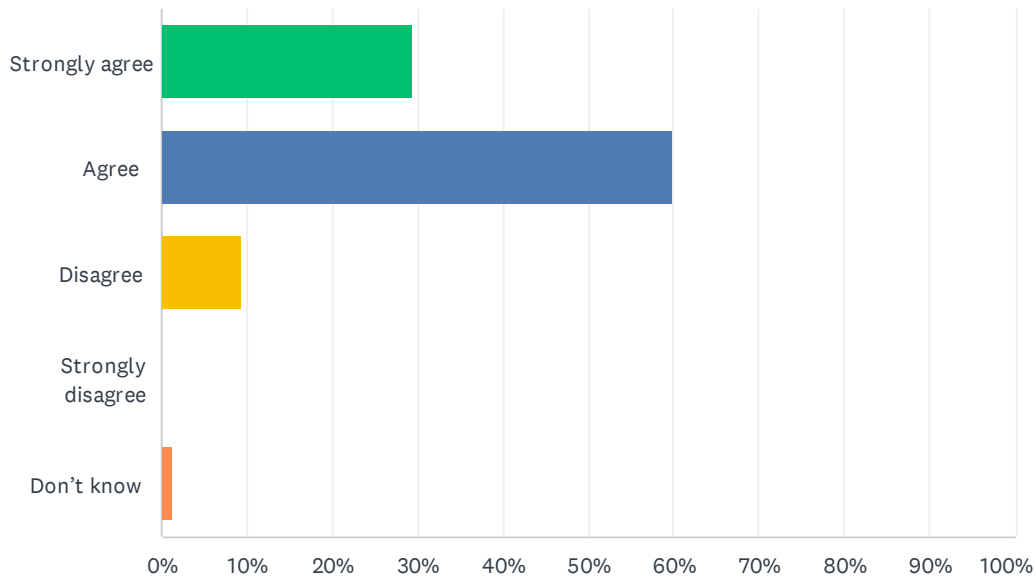
Answered: 9 Skipped: 71



ANSWER CHOICES	RESPONSES	
Strongly agree	77.78%	7
Agree	22.22%	2
Disagree	0.00%	0
Strongly disagree	0.00%	0
Don't know	0.00%	0
TOTAL		9

Q5 My child's individual needs are met.

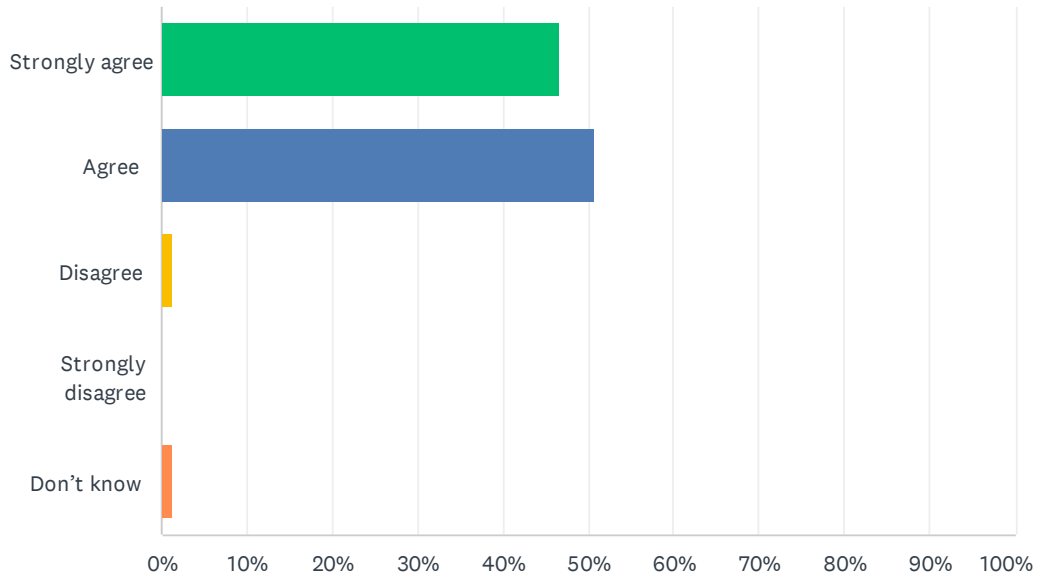
Answered: 75 Skipped: 5



ANSWER CHOICES	RESPONSES	
Strongly agree	29.33%	22
Agree	60.00%	45
Disagree	9.33%	7
Strongly disagree	0.00%	0
Don't know	1.33%	1
TOTAL		75

Q6 My child's encouraged to do their best.

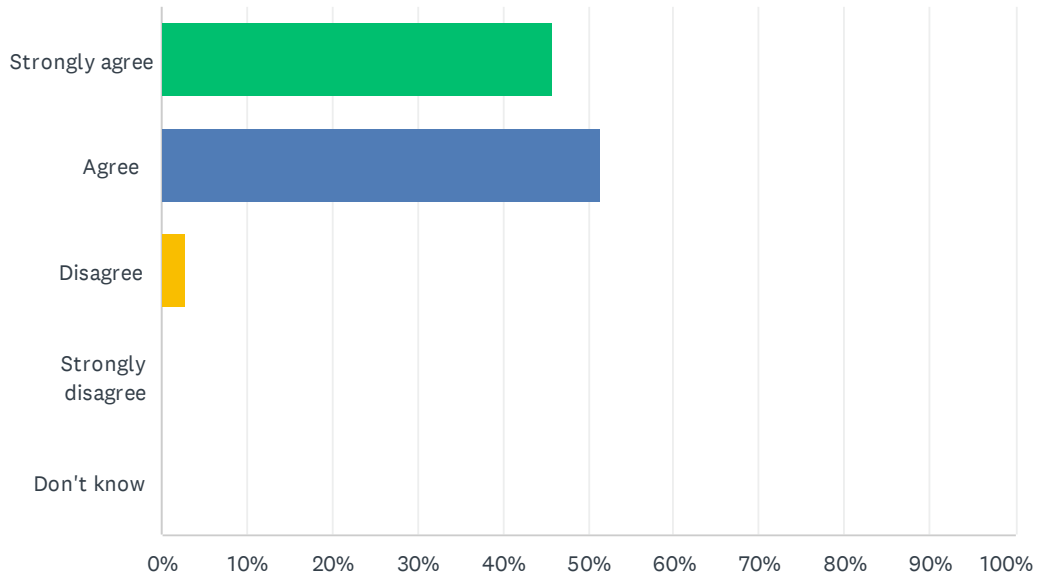
Answered: 75 Skipped: 5



ANSWER CHOICES	RESPONSES	
Strongly agree	46.67%	35
Agree	50.67%	38
Disagree	1.33%	1
Strongly disagree	0.00%	0
Don't know	1.33%	1
TOTAL		75

Q7 My child's demonstrating growth in literacy.

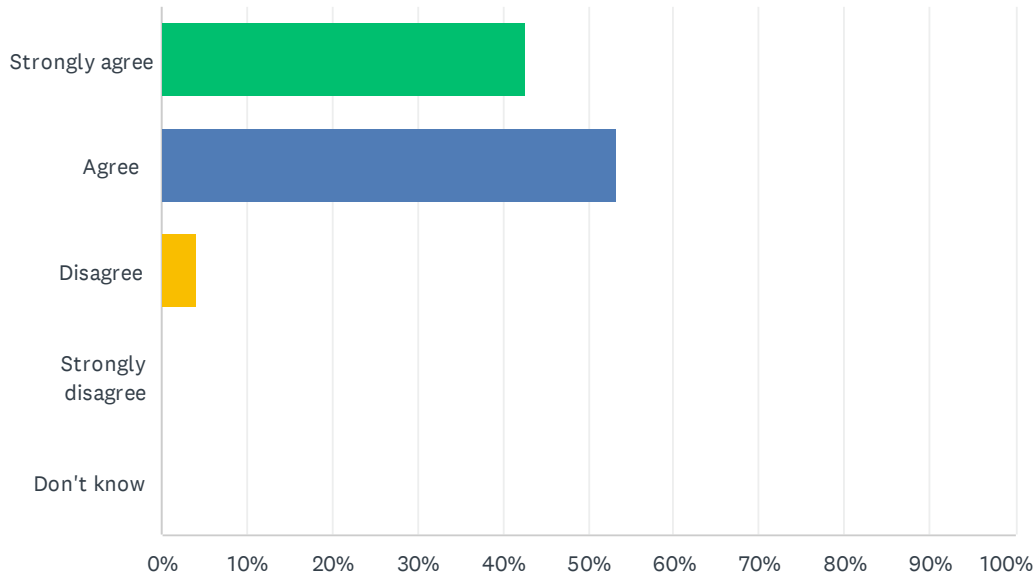
Answered: 74 Skipped: 6



ANSWER CHOICES	RESPONSES	
Strongly agree	45.95%	34
Agree	51.35%	38
Disagree	2.70%	2
Strongly disagree	0.00%	0
Don't know	0.00%	0
TOTAL		74

Q8 My child's demonstrating growth in numeracy.

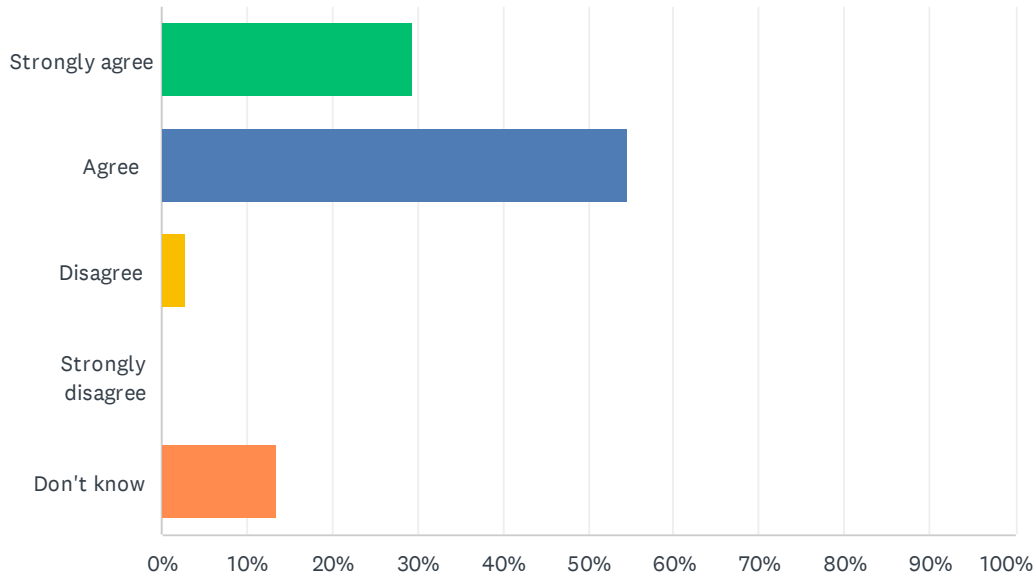
Answered: 75 Skipped: 5



ANSWER CHOICES	RESPONSES	
Strongly agree	42.67%	32
Agree	53.33%	40
Disagree	4.00%	3
Strongly disagree	0.00%	0
Don't know	0.00%	0
TOTAL		75

Q9 My child has an understanding of First Nations, Métis and Inuit culture and history.

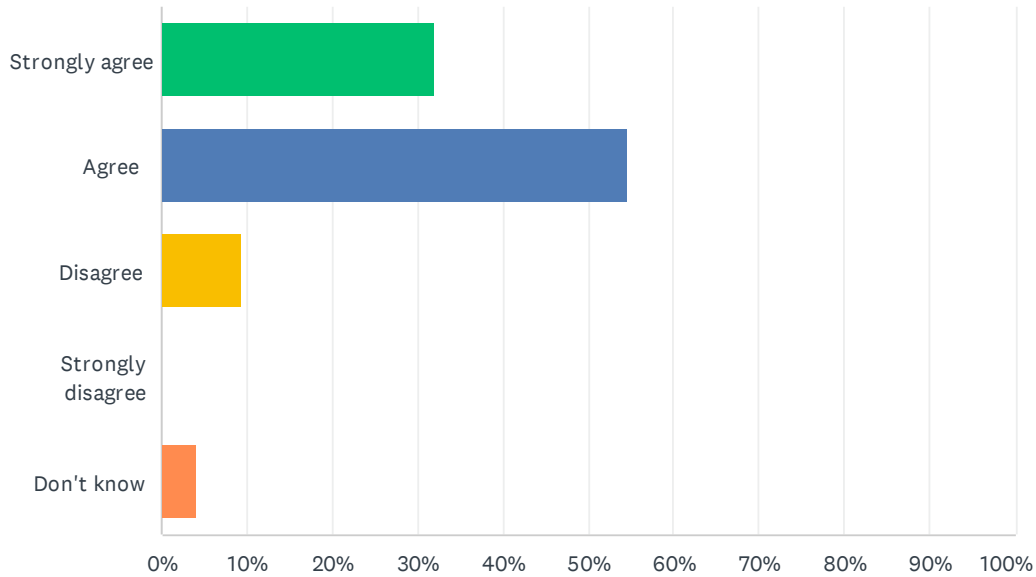
Answered: 75 Skipped: 5



ANSWER CHOICES	RESPONSES	
Strongly agree	29.33%	22
Agree	54.67%	41
Disagree	2.67%	2
Strongly disagree	0.00%	0
Don't know	13.33%	10
TOTAL		75

Q10 My child's learning the knowledge, skills and attitudes necessary to be successful in life.

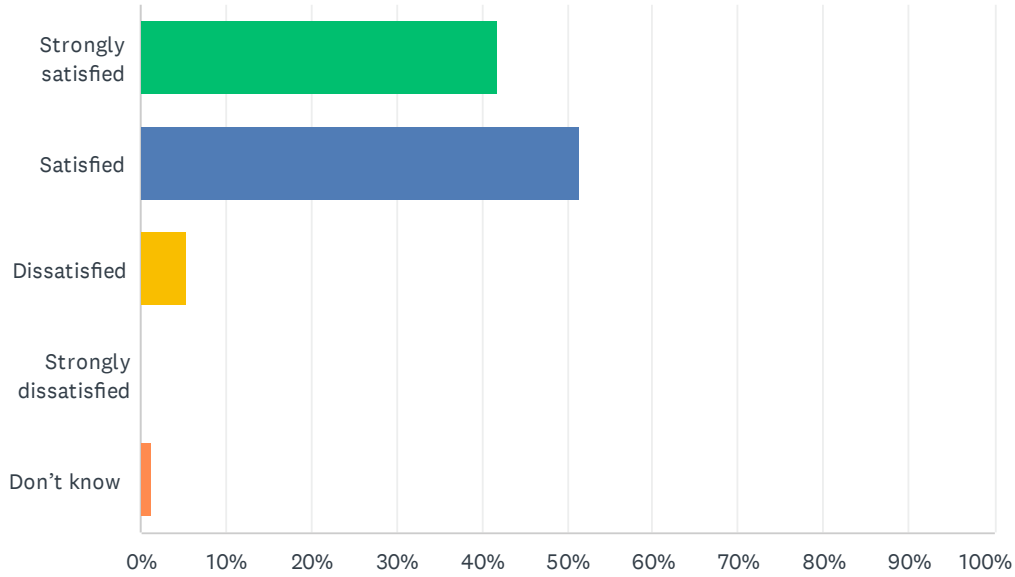
Answered: 75 Skipped: 5



ANSWER CHOICES	RESPONSES	
Strongly agree	32.00%	24
Agree	54.67%	41
Disagree	9.33%	7
Strongly disagree	0.00%	0
Don't know	4.00%	3
TOTAL		75

Q11 How satisfied are you with the quality of education your child's receiving at school?

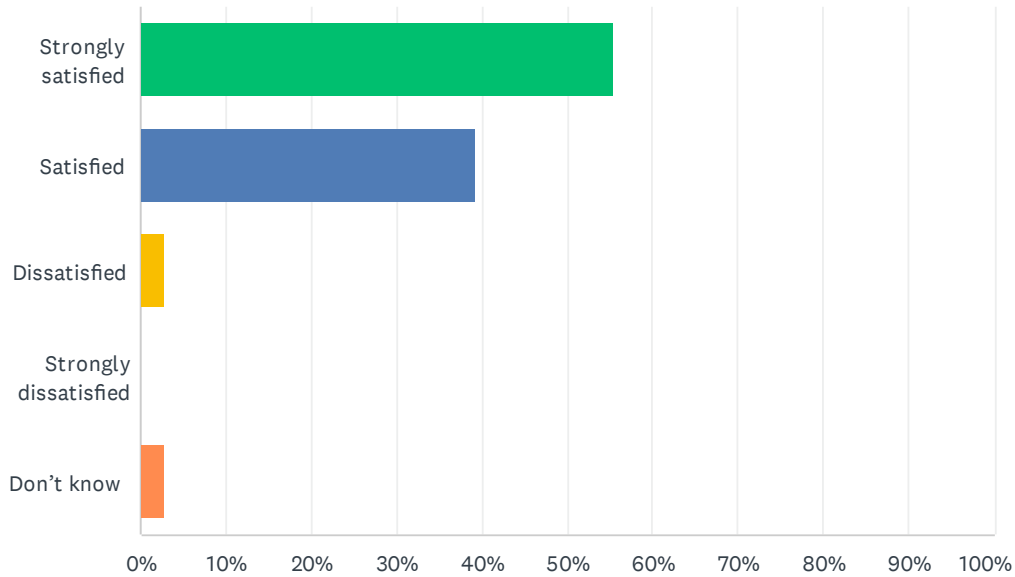
Answered: 74 Skipped: 6



ANSWER CHOICES	RESPONSES	
Strongly satisfied	41.89%	31
Satisfied	51.35%	38
Dissatisfied	5.41%	4
Strongly dissatisfied	0.00%	0
Don't know	1.35%	1
TOTAL		74

Q12 How satisfied are you with the quality of teaching at your child's school?

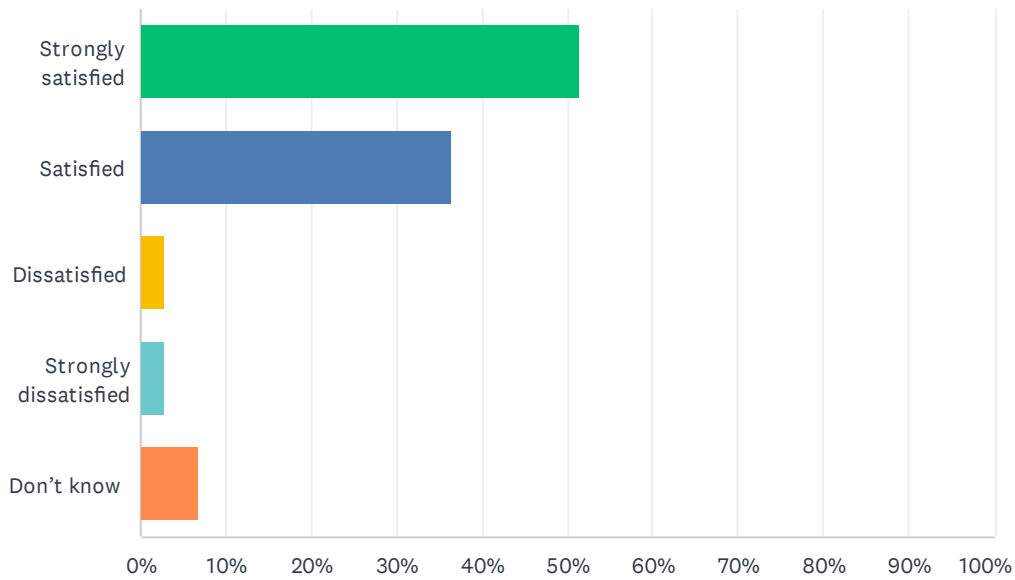
Answered: 74 Skipped: 6



ANSWER CHOICES	RESPONSES	
Strongly satisfied	55.41%	41
Satisfied	39.19%	29
Dissatisfied	2.70%	2
Strongly dissatisfied	0.00%	0
Don't know	2.70%	2
TOTAL		74

Q13 How satisfied are you with the leadership at your child's school?

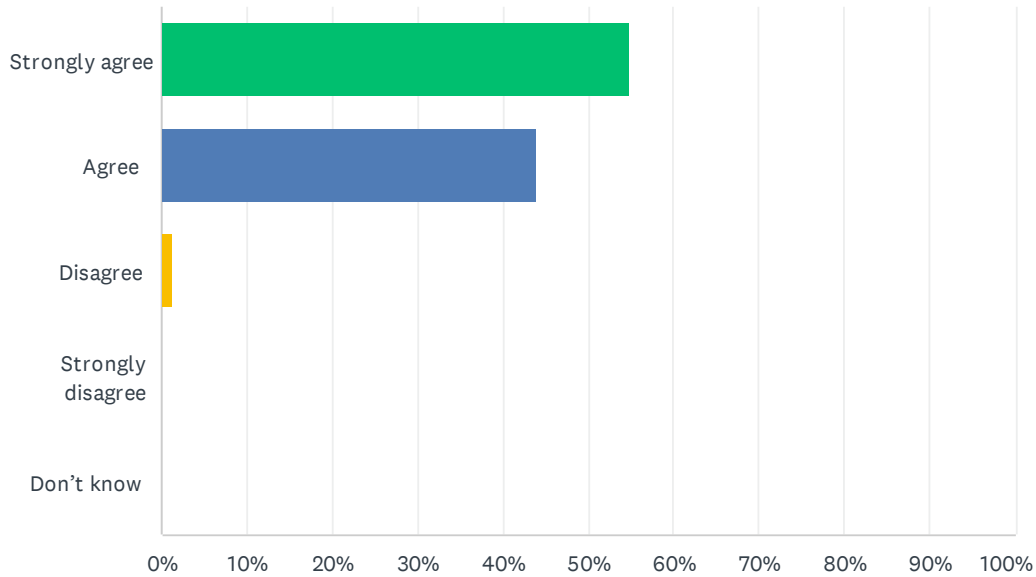
Answered: 74 Skipped: 6



ANSWER CHOICES	RESPONSES	
Strongly satisfied	51.35%	38
Satisfied	36.49%	27
Dissatisfied	2.70%	2
Strongly dissatisfied	2.70%	2
Don't know	6.76%	5
TOTAL		74

Q14 My child’s school encourages my child to be a responsible, respectful and engaged citizen.

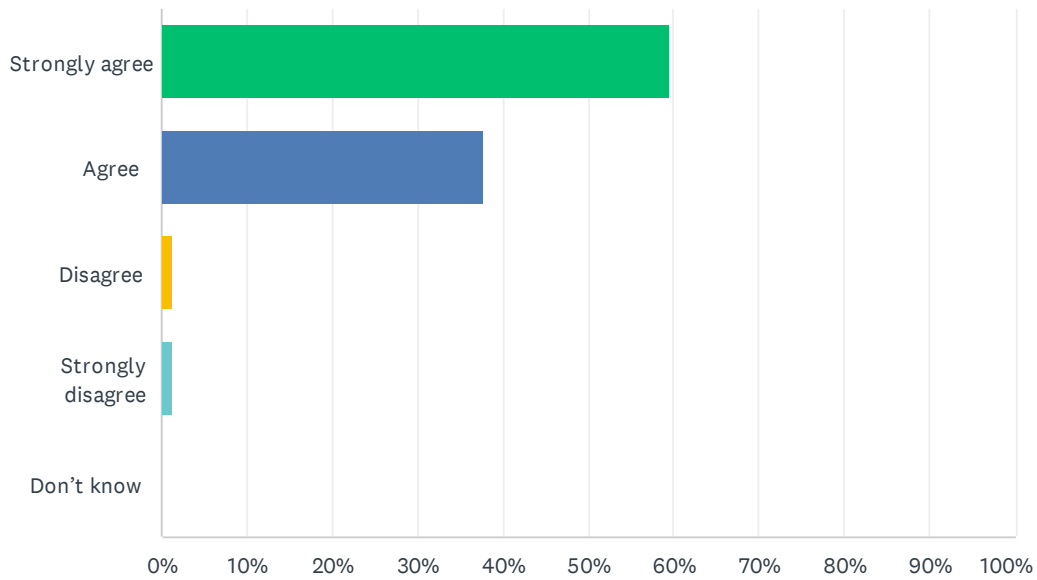
Answered: 73 Skipped: 7



ANSWER CHOICES	RESPONSES	
Strongly agree	54.79%	40
Agree	43.84%	32
Disagree	1.37%	1
Strongly disagree	0.00%	0
Don't know	0.00%	0
TOTAL		73

Q15 School staff care about my child.

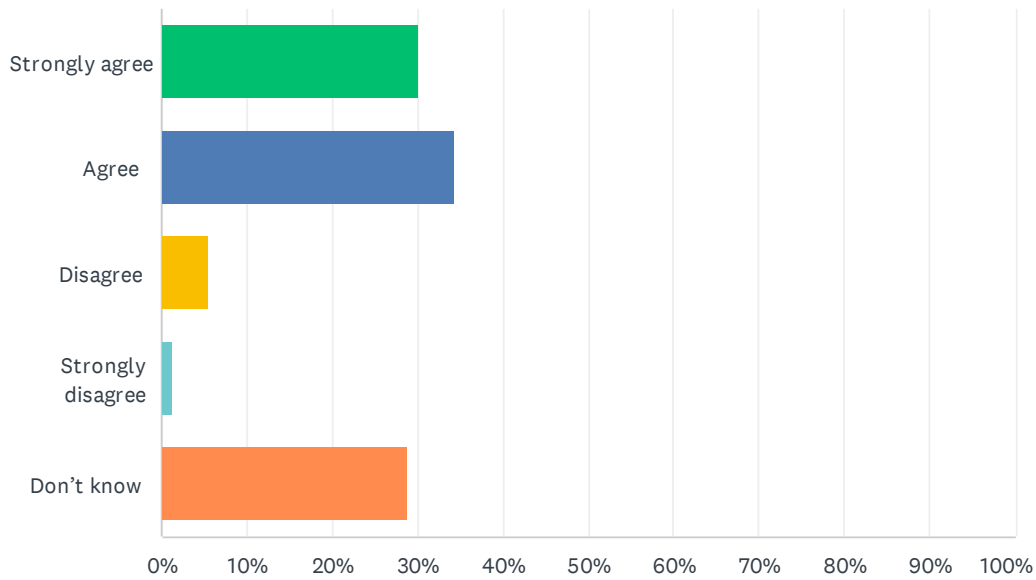
Answered: 74 Skipped: 6



ANSWER CHOICES	RESPONSES	
Strongly agree	59.46%	44
Agree	37.84%	28
Disagree	1.35%	1
Strongly disagree	1.35%	1
Don't know	0.00%	0
TOTAL		74

Q16 My child's school handles discipline fairly and reasonably.

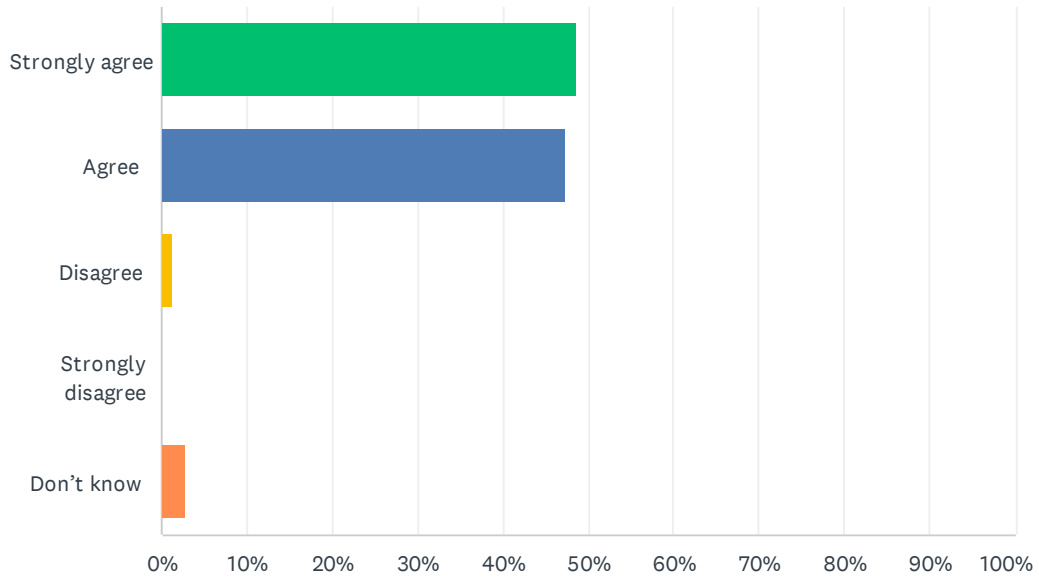
Answered: 73 Skipped: 7



ANSWER CHOICES	RESPONSES	
Strongly agree	30.14%	22
Agree	34.25%	25
Disagree	5.48%	4
Strongly disagree	1.37%	1
Don't know	28.77%	21
TOTAL		73

Q17 My child's school is safe.

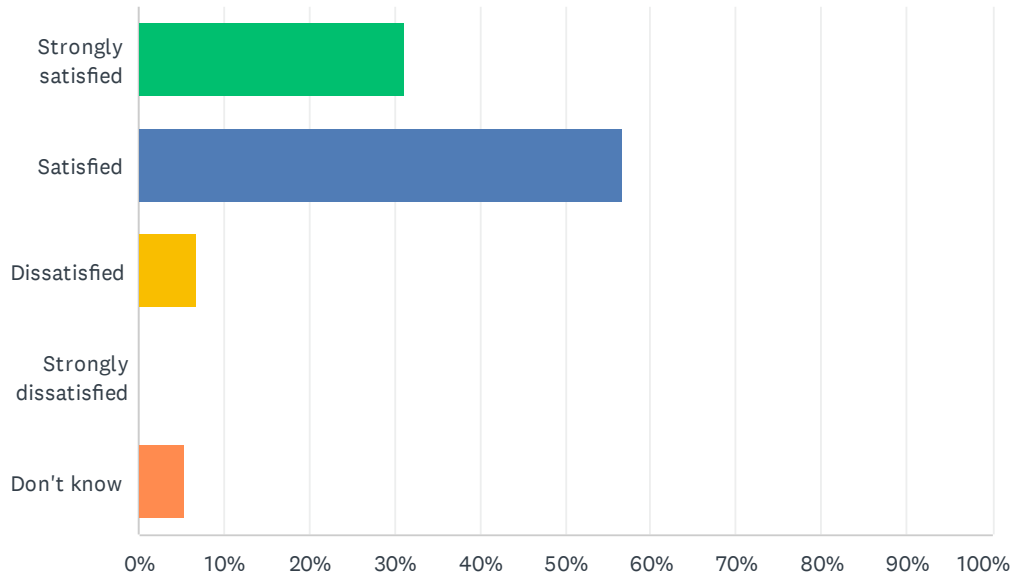
Answered: 74 Skipped: 6



ANSWER CHOICES	RESPONSES	
Strongly agree	48.65%	36
Agree	47.30%	35
Disagree	1.35%	1
Strongly disagree	0.00%	0
Don't know	2.70%	2
TOTAL		74

Q18 How satisfied are you with the resources available to support your child's learning?

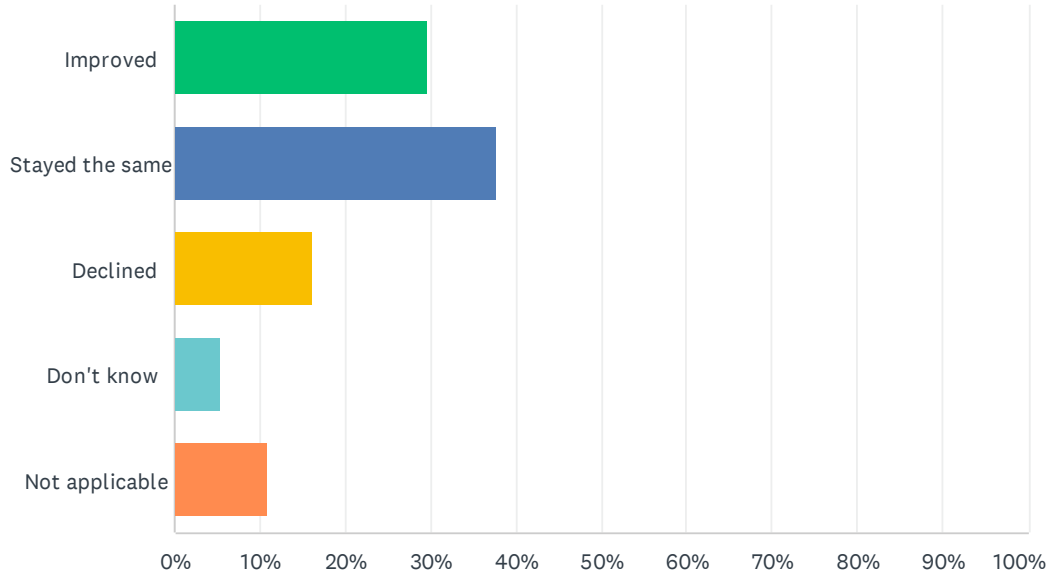
Answered: 74 Skipped: 6



ANSWER CHOICES	RESPONSES	
Strongly satisfied	31.08%	23
Satisfied	56.76%	42
Dissatisfied	6.76%	5
Strongly dissatisfied	0.00%	0
Don't know	5.41%	4
TOTAL		74

Q19 In your opinion, has the quality of education your child's experienced improved, stayed the same or declined in the past three years?

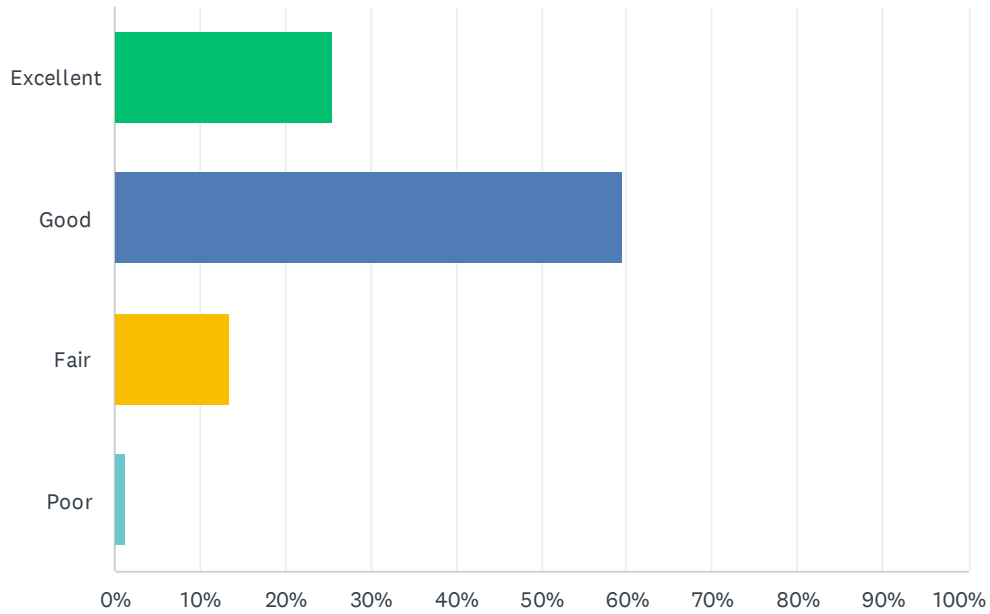
Answered: 74 Skipped: 6



ANSWER CHOICES	RESPONSES	
Improved	29.73%	22
Stayed the same	37.84%	28
Declined	16.22%	12
Don't know	5.41%	4
Not applicable	10.81%	8
TOTAL		74

Q20 How do you rate the physical condition of your child's school?

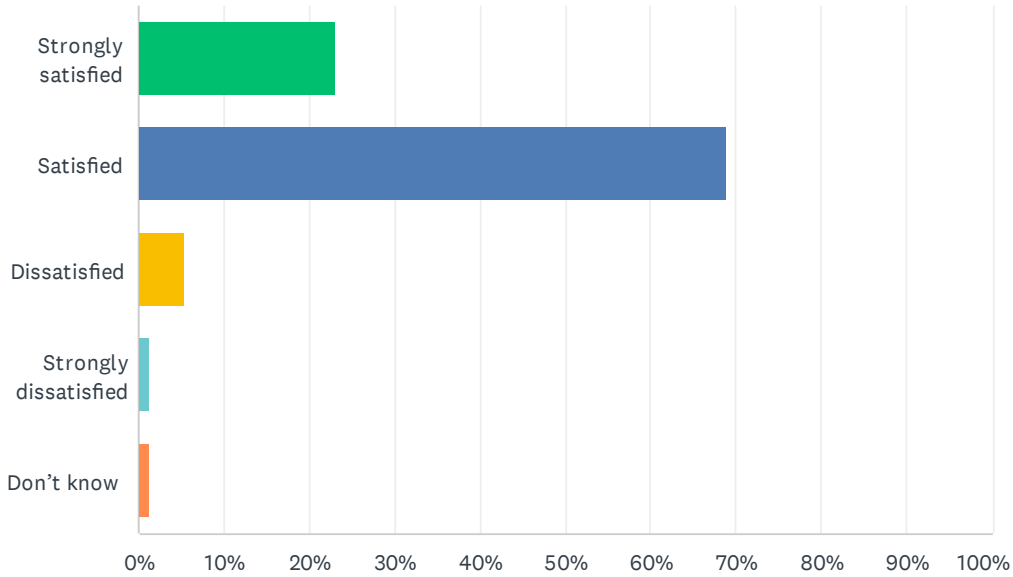
Answered: 74 Skipped: 6



ANSWER CHOICES	RESPONSES	
Excellent	25.68%	19
Good	59.46%	44
Fair	13.51%	10
Poor	1.35%	1
TOTAL		74

Q21 How satisfied are you with the opportunities provided to be involved in your child's education? Refer to the EIPS Parent Engagement overview for examples of involvement and engagement opportunities that help support student success.

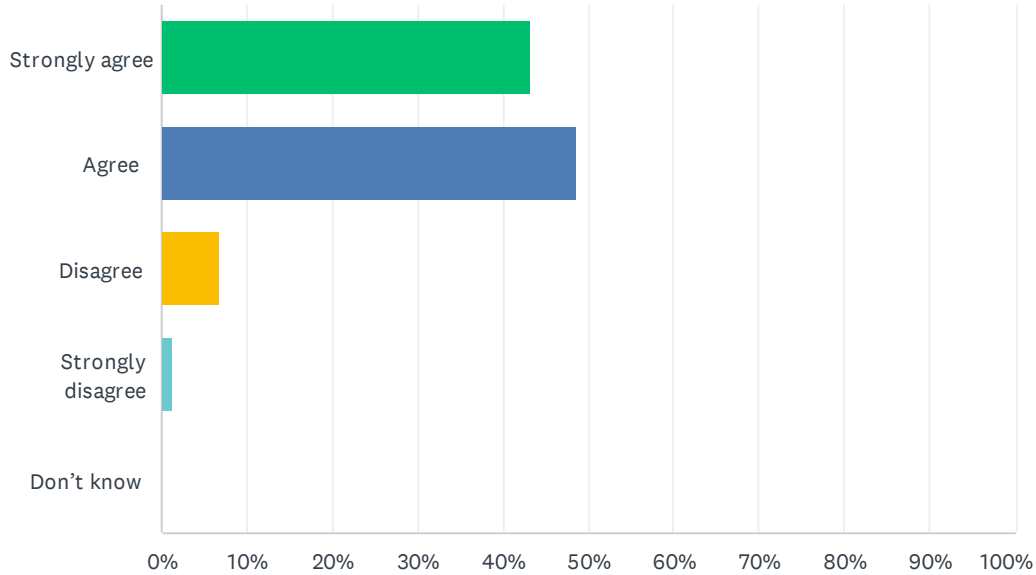
Answered: 74 Skipped: 6



ANSWER CHOICES	RESPONSES	
Strongly satisfied	22.97%	17
Satisfied	68.92%	51
Dissatisfied	5.41%	4
Strongly dissatisfied	1.35%	1
Don't know	1.35%	1
TOTAL		74

Q22 The school keeps me informed about my child's progress and achievement.

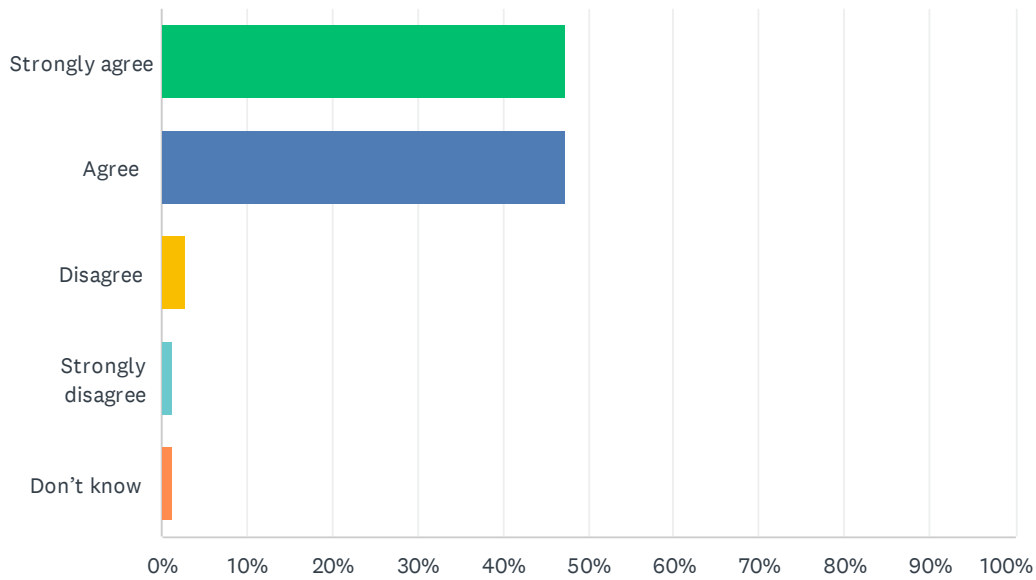
Answered: 74 Skipped: 6



ANSWER CHOICES	RESPONSES	
Strongly agree	43.24%	32
Agree	48.65%	36
Disagree	6.76%	5
Strongly disagree	1.35%	1
Don't know	0.00%	0
TOTAL		74

Q23 There is open and honest communication within my child's school.

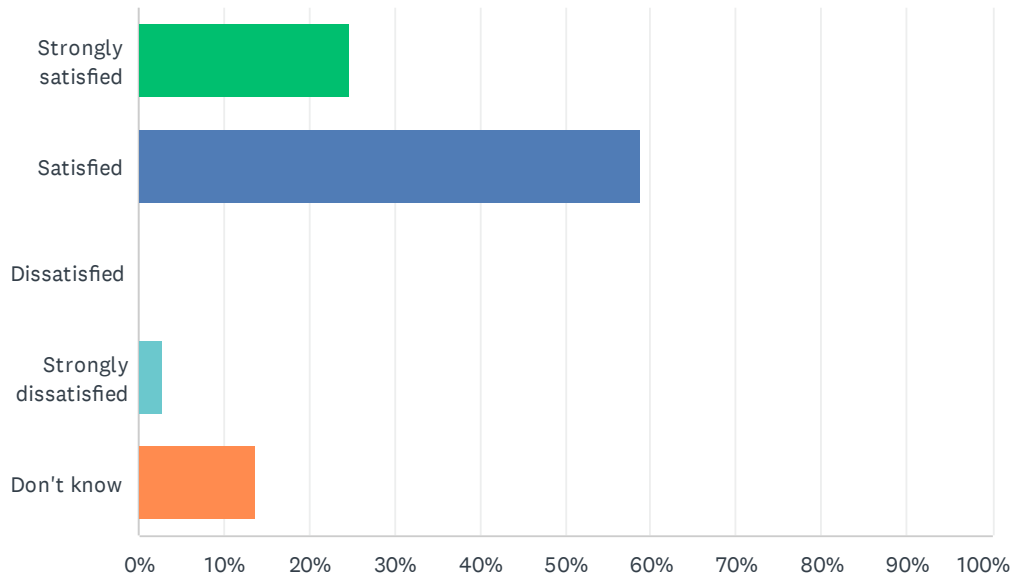
Answered: 74 Skipped: 6



ANSWER CHOICES	RESPONSES	
Strongly agree	47.30%	35
Agree	47.30%	35
Disagree	2.70%	2
Strongly disagree	1.35%	1
Don't know	1.35%	1
TOTAL		74

Q24 How satisfied are you with the Division’s commitment to engaging stakeholders—including parents and caregivers—about matters that affect decision-making and public education?

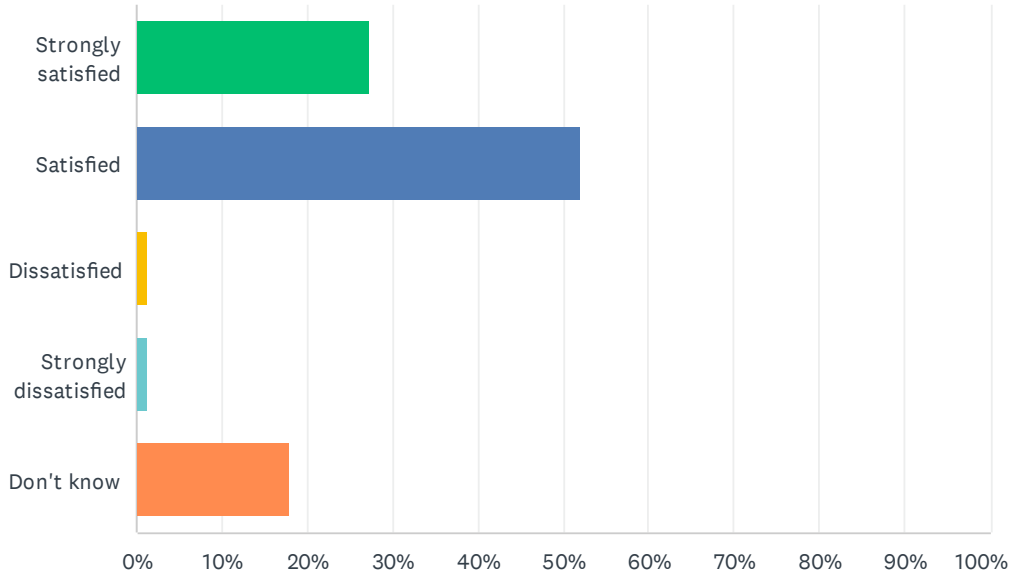
Answered: 73 Skipped: 7



ANSWER CHOICES	RESPONSES	
Strongly satisfied	24.66%	18
Satisfied	58.90%	43
Dissatisfied	0.00%	0
Strongly dissatisfied	2.74%	2
Don't know	13.70%	10
TOTAL		73

Q25 How satisfied are you with the Division’s commitment to advocating for public education?

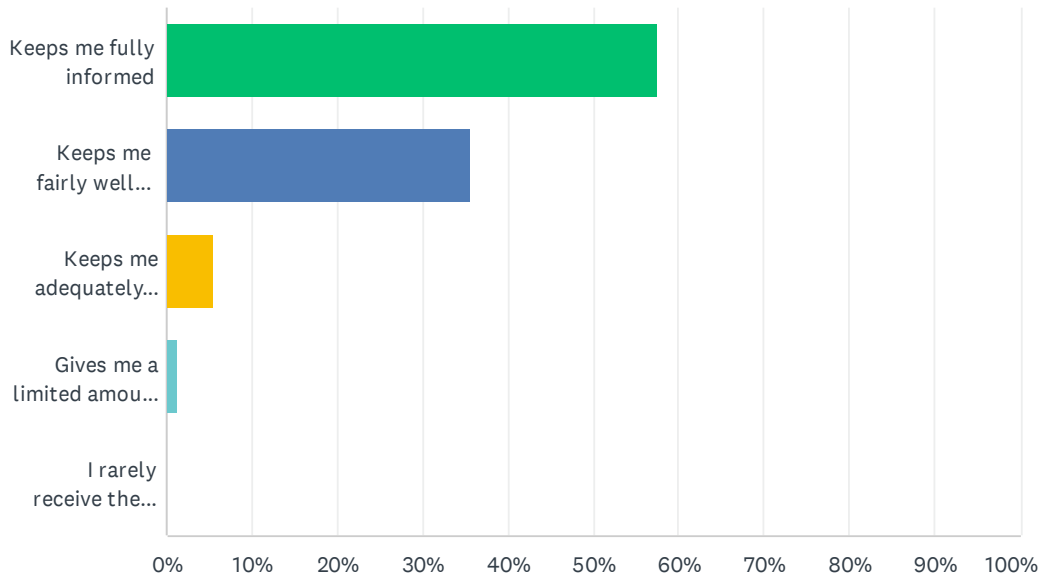
Answered: 73 Skipped: 7



ANSWER CHOICES	RESPONSES	
Strongly satisfied	27.40%	20
Satisfied	52.05%	38
Dissatisfied	1.37%	1
Strongly dissatisfied	1.37%	1
Don't know	17.81%	13
TOTAL		73

Q26 Elk Island Public Schools appreciates the opportunity to stay connected with parents about news, activities, programs and other matters of importance. What is your impression of the communication you receive from your child's school?

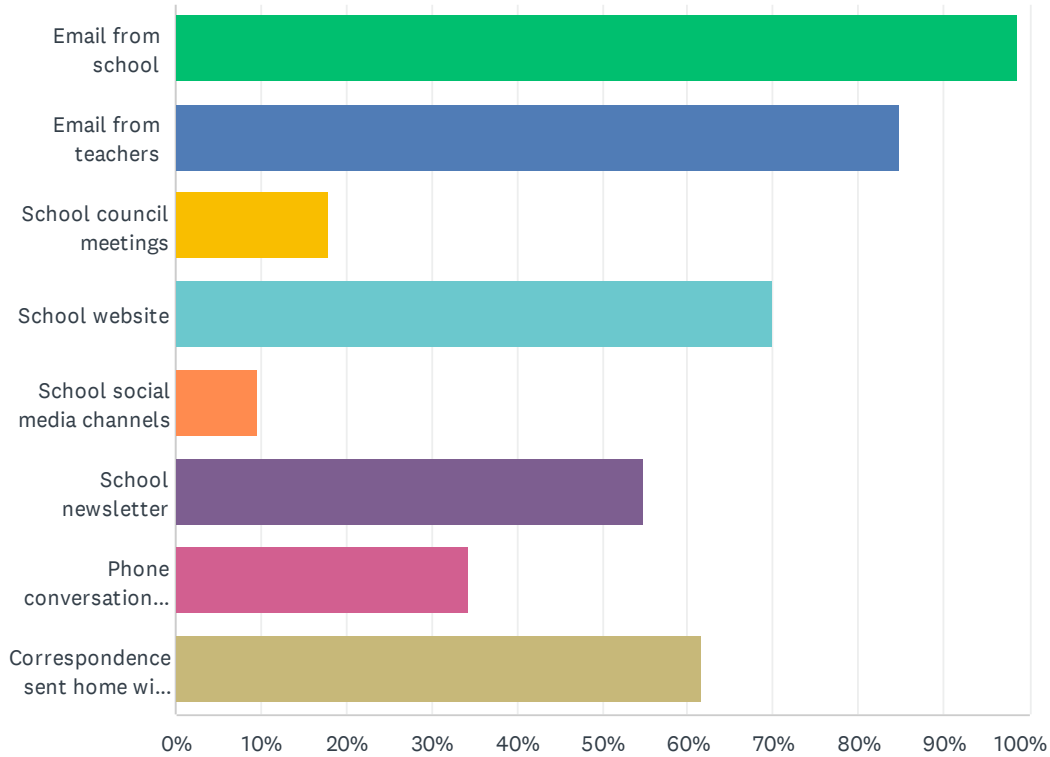
Answered: 73 Skipped: 7



ANSWER CHOICES	RESPONSES	
Keeps me fully informed	57.53%	42
Keeps me fairly well informed	35.62%	26
Keeps me adequately informed	5.48%	4
Gives me a limited amount of information	1.37%	1
I rarely receive the information I need	0.00%	0
TOTAL		73

Q27 Do you regularly make use of the following to keep up to date on school activities, programs, etc.? Check all that apply.

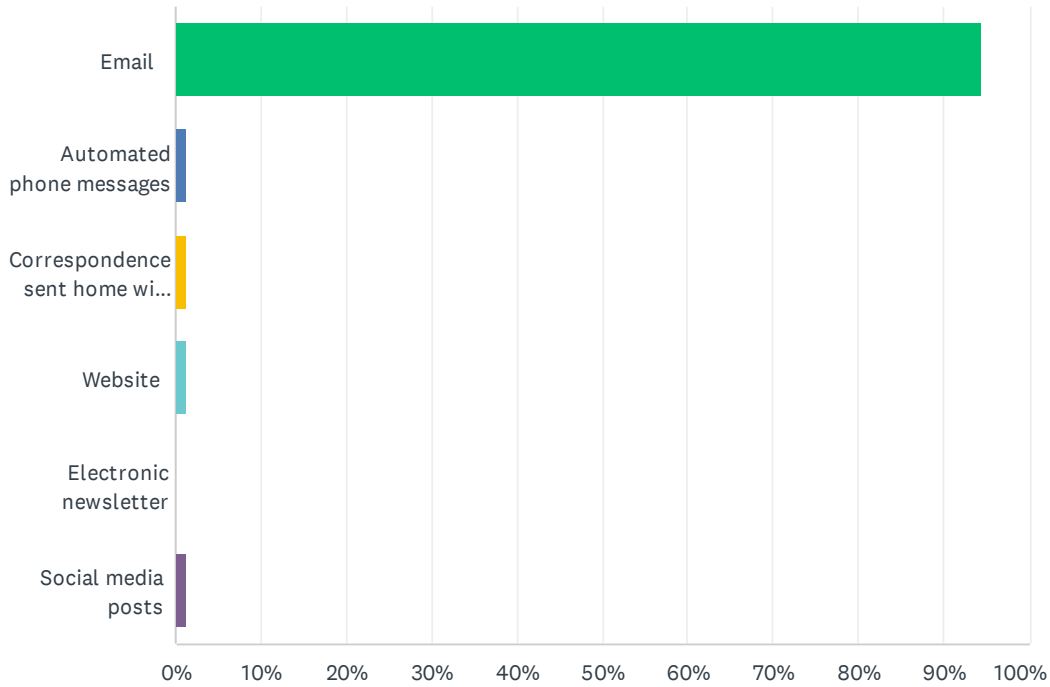
Answered: 73 Skipped: 7



ANSWER CHOICES	RESPONSES	
Email from school	98.63%	72
Email from teachers	84.93%	62
School council meetings	17.81%	13
School website	69.86%	51
School social media channels	9.59%	7
School newsletter	54.79%	40
Phone conversations with the school or teachers	34.25%	25
Correspondence sent home with my child	61.64%	45
Total Respondents: 73		

Q28 What is your most preferred method of communication from the school and Division?

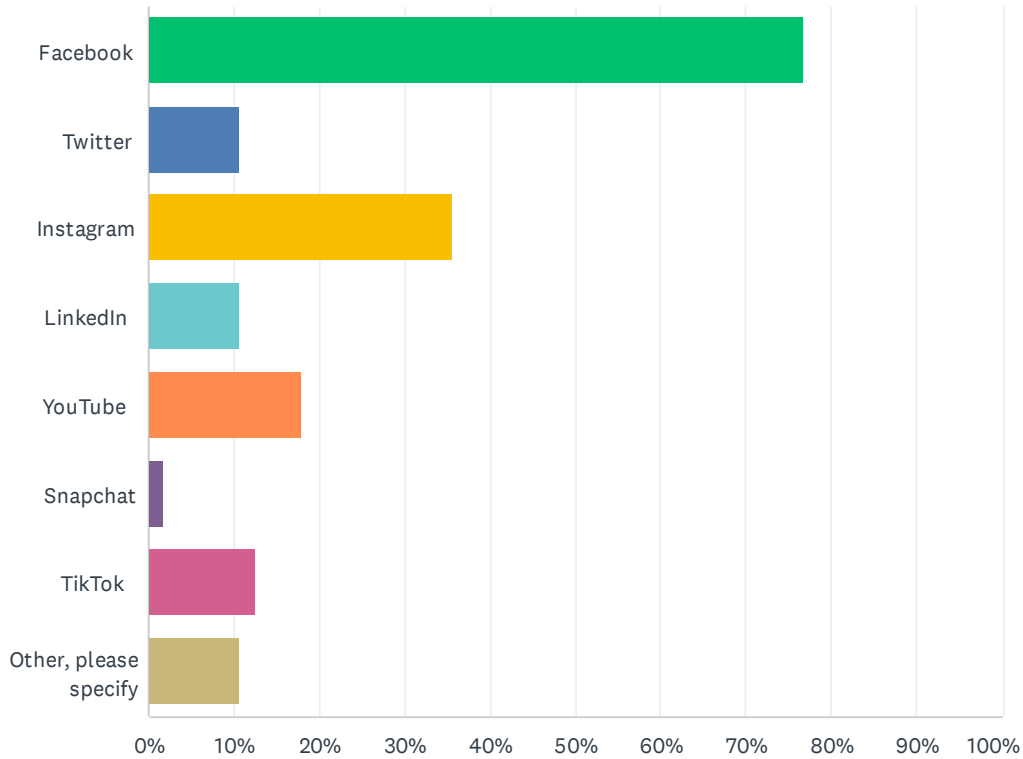
Answered: 73 Skipped: 7



ANSWER CHOICES	RESPONSES	
Email	94.52%	69
Automated phone messages	1.37%	1
Correspondence sent home with my child	1.37%	1
Website	1.37%	1
Electronic newsletter	0.00%	0
Social media posts	1.37%	1
TOTAL		73

Q29 The Division and schools often share news and information on social media. Which of the following platforms do you use? Check all that apply.

Answered: 56 Skipped: 24



ANSWER CHOICES	RESPONSES
Facebook	76.79% 43
Twitter	10.71% 6
Instagram	35.71% 20
LinkedIn	10.71% 6
YouTube	17.86% 10
Snapchat	1.79% 1
TikTok	12.50% 7
Other, please specify	10.71% 6
Total Respondents: 56	

#	OTHER, PLEASE SPECIFY	DATE
1	No social media	3/22/2023 11:12 PM
2	None	3/22/2023 11:08 PM
3	None	3/22/2023 5:00 PM

2022-23 EIPS Annual Feedback Survey: Parents and Caregivers

4	I do have any social media accounts	3/22/2023 10:48 AM
5	None	3/17/2023 8:20 AM
6	N/A.. email/text only.	3/1/2023 5:31 PM