


Q1 Please indicate the school your child attends.

Answered: 71 Skipped: 0



EIPS Parent Survey 2017-18



ANSWER CHOICES	RESPONSES
A.L. Horton Elementary	0.00% 0

EIPS Parent Survey 2017-18

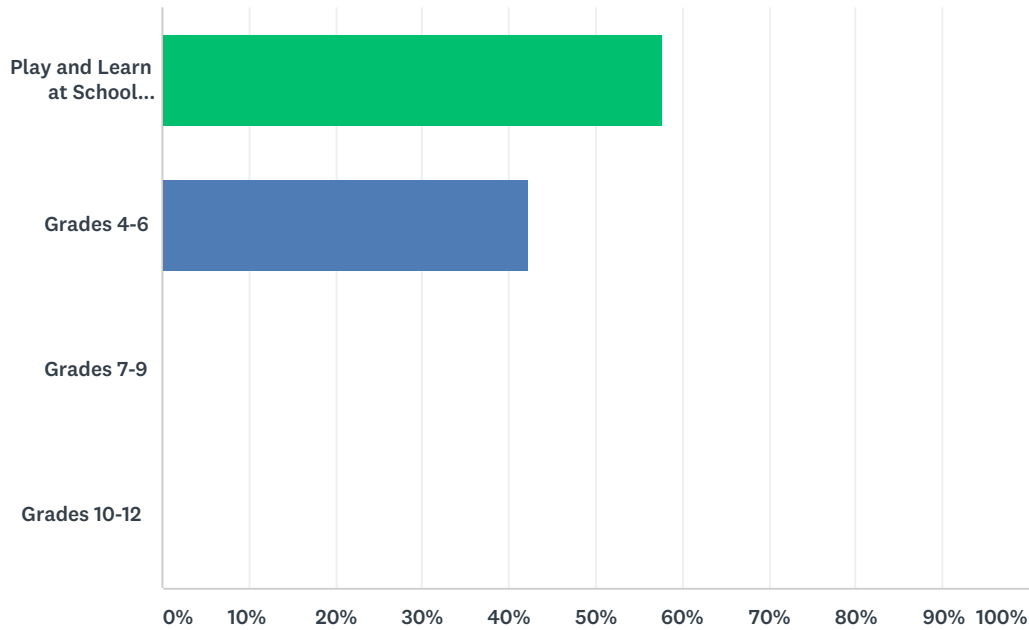
Andrew School	0.00%	0
Ardrossan Elementary	0.00%	0
Ardrossan Junior Senior High	0.00%	0
Bev Facey Community High	0.00%	0
Brentwood Elementary	0.00%	0
Bruderheim School	0.00%	0
Clover Bar Junior High	0.00%	0
École Campbelltown	0.00%	0
École Parc Élémentaire	0.00%	0
F.R. Haythorne Junior High	0.00%	0
Fort Saskatchewan Christian	0.00%	0
Fort Saskatchewan Elementary	0.00%	0
Fort Saskatchewan Senior High	0.00%	0
Fultonvale Elementary Junior High	0.00%	0
Glen Allan Elementary	100.00%	71
James Mowat Elementary	0.00%	0
Lakeland Ridge	0.00%	0
Lamont Elementary	0.00%	0
Lamont High	0.00%	0
Mills Haven Elementary	0.00%	0
Mundare School	0.00%	0
Next Step/Outreach	0.00%	0
Pine Street Elementary	0.00%	0
Rudolph Hennig Junior High	0.00%	0
Salisbury Composite High	0.00%	0
Sherwood Heights Junior High	0.00%	0
SouthPointe School	0.00%	0
Strathcona Christian Academy Elementary	0.00%	0
Strathcona Christian Academy Secondary	0.00%	0
Uncas Elementary	0.00%	0
Vegreville Composite High	0.00%	0
Wes Hosford Elementary	0.00%	0
Westboro Elementary	0.00%	0
Win Ferguson Elementary	0.00%	0

EIPS Parent Survey 2017-18

Woodbridge Farms Elementary	0.00%	0
Wye Elementary	0.00%	0
TOTAL		71

Q2 Please indicate your child's grade.

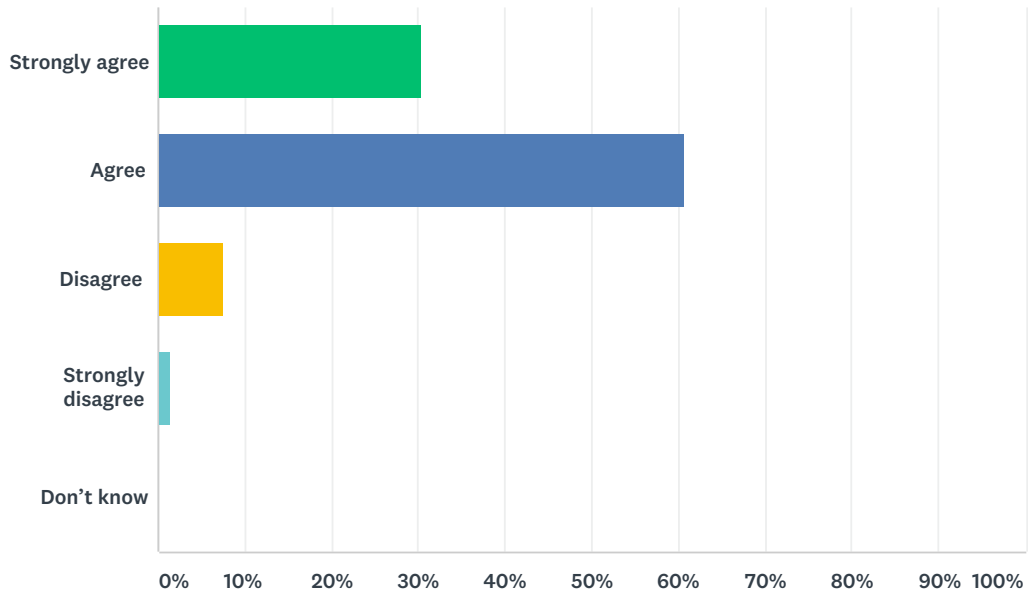
Answered: 71 Skipped: 0



ANSWER CHOICES	RESPONSES	
Play and Learn at School (PALS) Kindergarten Grades 1-3	57.75%	41
Grades 4-6	42.25%	30
Grades 7-9	0.00%	0
Grades 10-12	0.00%	0
TOTAL		71

Q3 My child's individual needs are met.

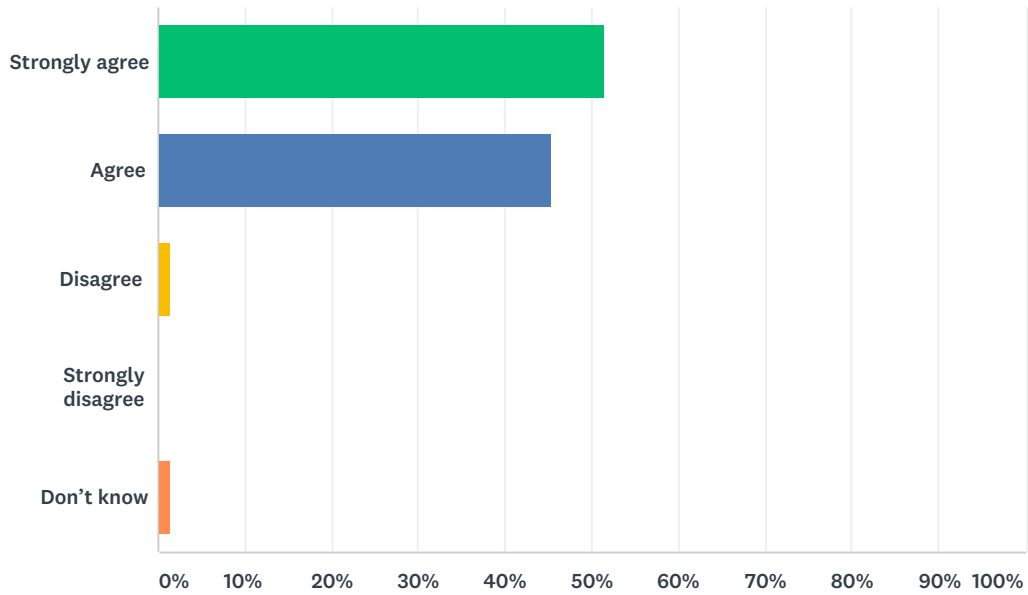
Answered: 66 Skipped: 5



ANSWER CHOICES	RESPONSES	
Strongly agree	30.30%	20
Agree	60.61%	40
Disagree	7.58%	5
Strongly disagree	1.52%	1
Don't know	0.00%	0
TOTAL		66

Q4 My child is encouraged at school to do his or her best.

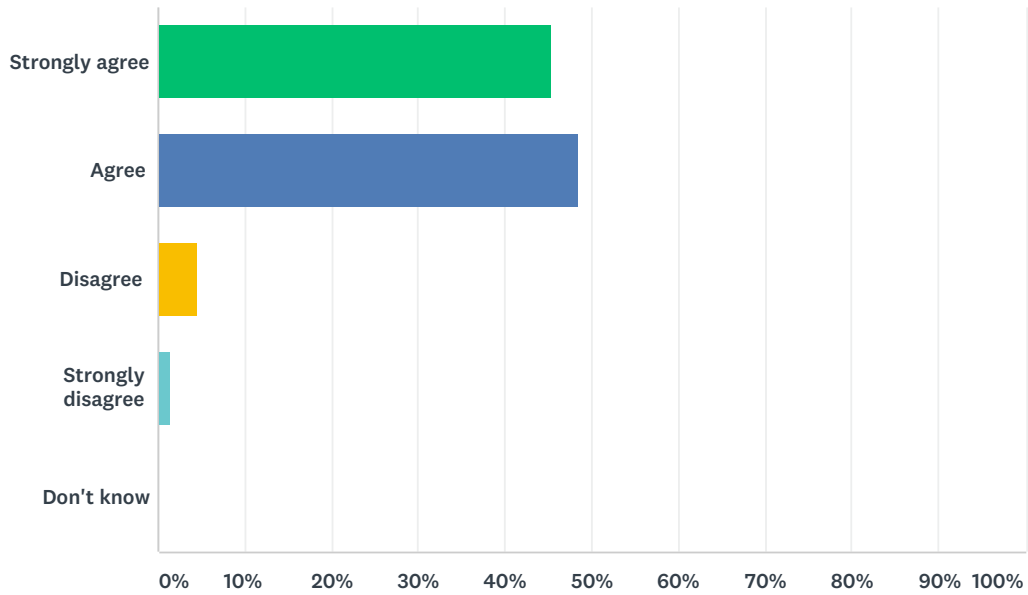
Answered: 66 Skipped: 5



ANSWER CHOICES	RESPONSES	
Strongly agree	51.52%	34
Agree	45.45%	30
Disagree	1.52%	1
Strongly disagree	0.00%	0
Don't know	1.52%	1
TOTAL		66

Q5 My child is demonstrating growth in literacy.

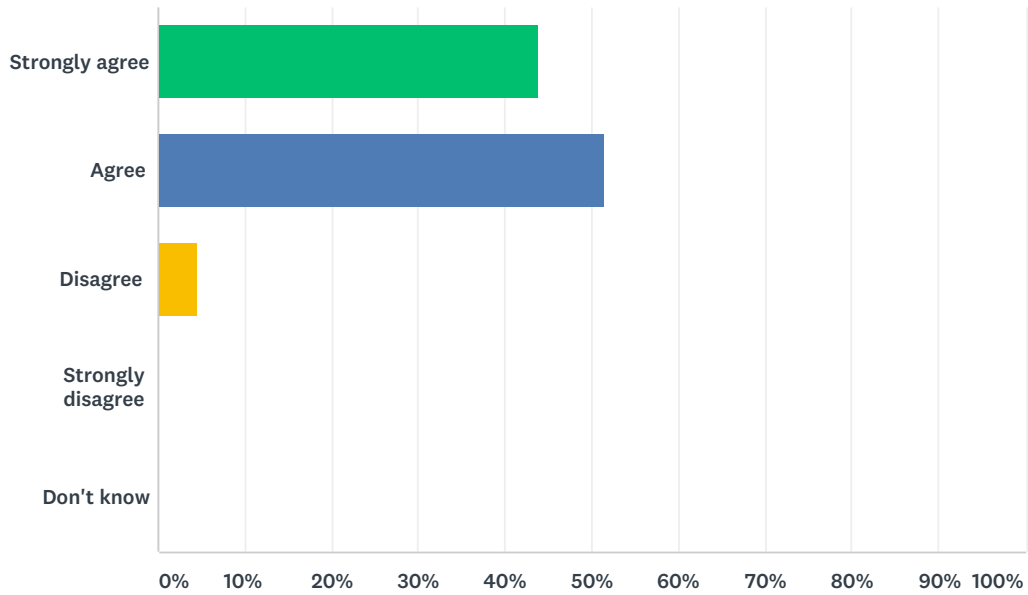
Answered: 66 Skipped: 5



ANSWER CHOICES	RESPONSES	
Strongly agree	45.45%	30
Agree	48.48%	32
Disagree	4.55%	3
Strongly disagree	1.52%	1
Don't know	0.00%	0
TOTAL		66

Q6 My child is demonstrating growth in numeracy.

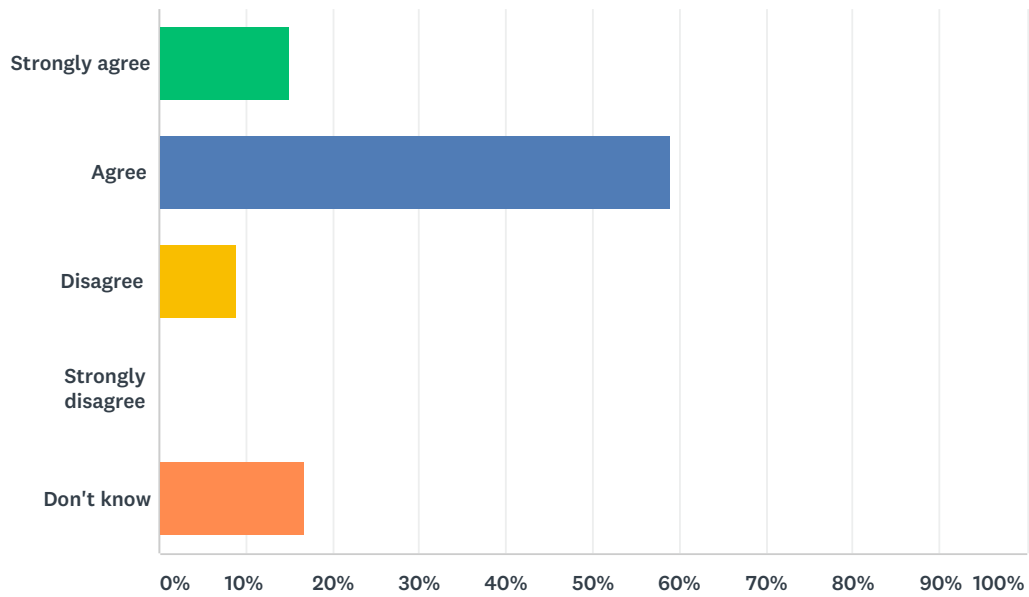
Answered: 66 Skipped: 5



ANSWER CHOICES	RESPONSES	
Strongly agree	43.94%	29
Agree	51.52%	34
Disagree	4.55%	3
Strongly disagree	0.00%	0
Don't know	0.00%	0
TOTAL		66

Q7 My child has an understanding of First Nations, Métis and Inuit culture and history.

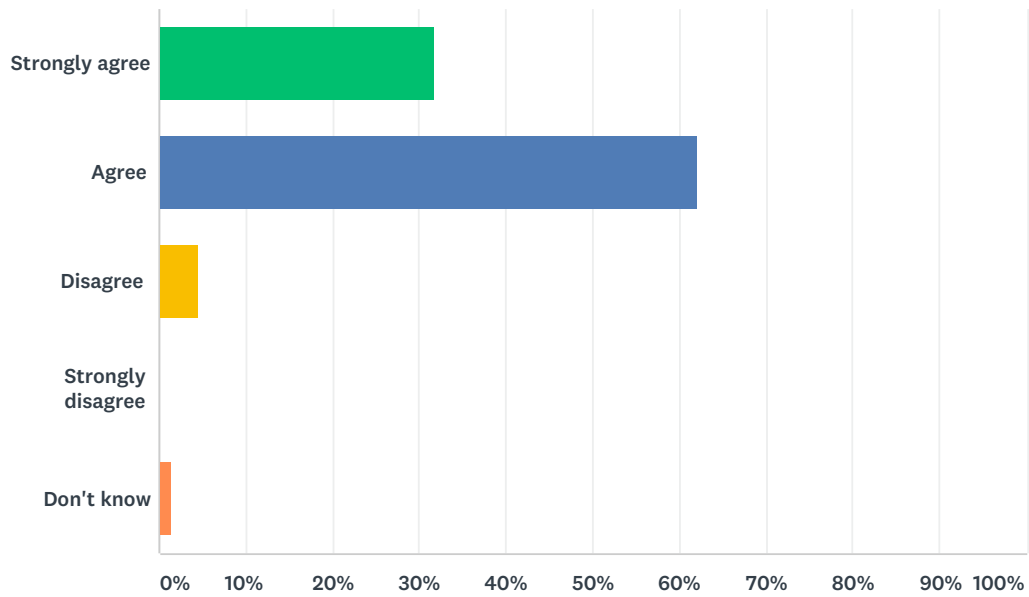
Answered: 66 Skipped: 5



ANSWER CHOICES	RESPONSES	
Strongly agree	15.15%	10
Agree	59.09%	39
Disagree	9.09%	6
Strongly disagree	0.00%	0
Don't know	16.67%	11
TOTAL		66

Q8 My child is being taught knowledge, skills and attitudes necessary to be successful in life.

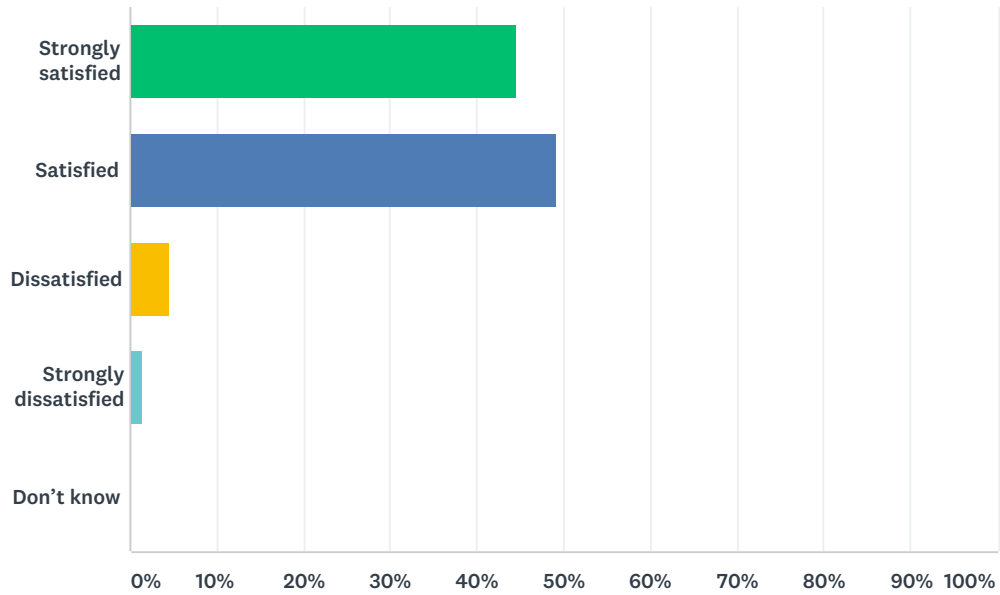
Answered: 66 Skipped: 5



ANSWER CHOICES	RESPONSES	
Strongly agree	31.82%	21
Agree	62.12%	41
Disagree	4.55%	3
Strongly disagree	0.00%	0
Don't know	1.52%	1
TOTAL		66

Q9 How satisfied are you with the quality of education your child is receiving at his or her school?

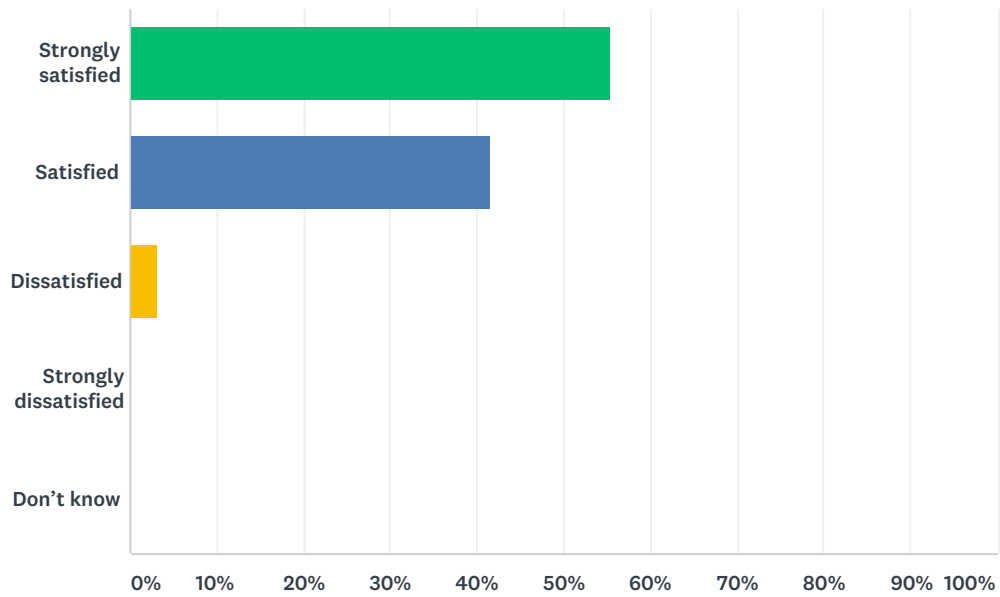
Answered: 65 Skipped: 6



ANSWER CHOICES	RESPONSES	
Strongly satisfied	44.62%	29
Satisfied	49.23%	32
Dissatisfied	4.62%	3
Strongly dissatisfied	1.54%	1
Don't know	0.00%	0
TOTAL		65

Q10 How satisfied are you with the quality of teaching at your child's school?

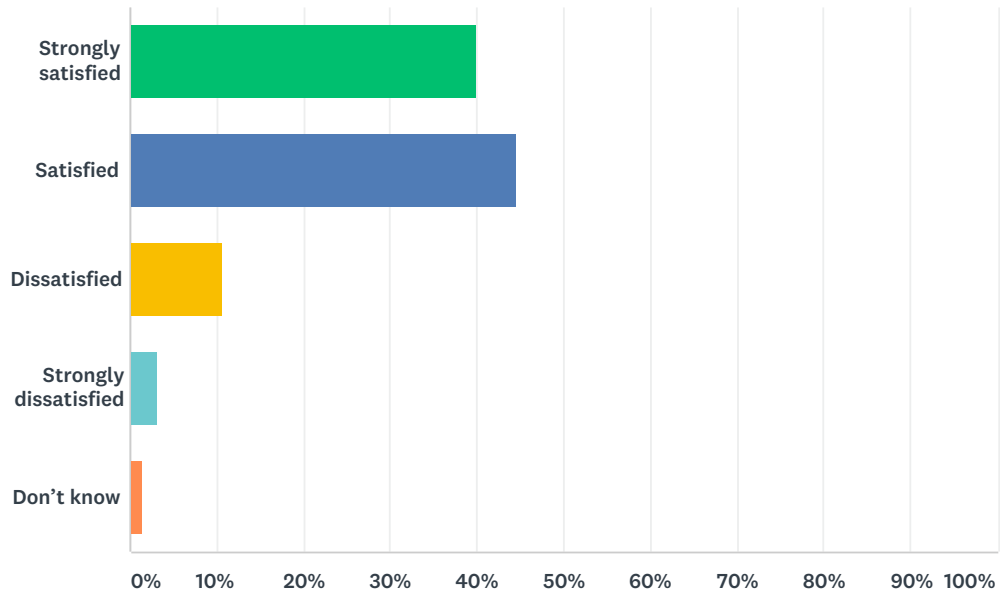
Answered: 65 Skipped: 6



ANSWER CHOICES	RESPONSES	
Strongly satisfied	55.38%	36
Satisfied	41.54%	27
Dissatisfied	3.08%	2
Strongly dissatisfied	0.00%	0
Don't know	0.00%	0
TOTAL		65

Q11 How satisfied are you with the leadership in your child's school?

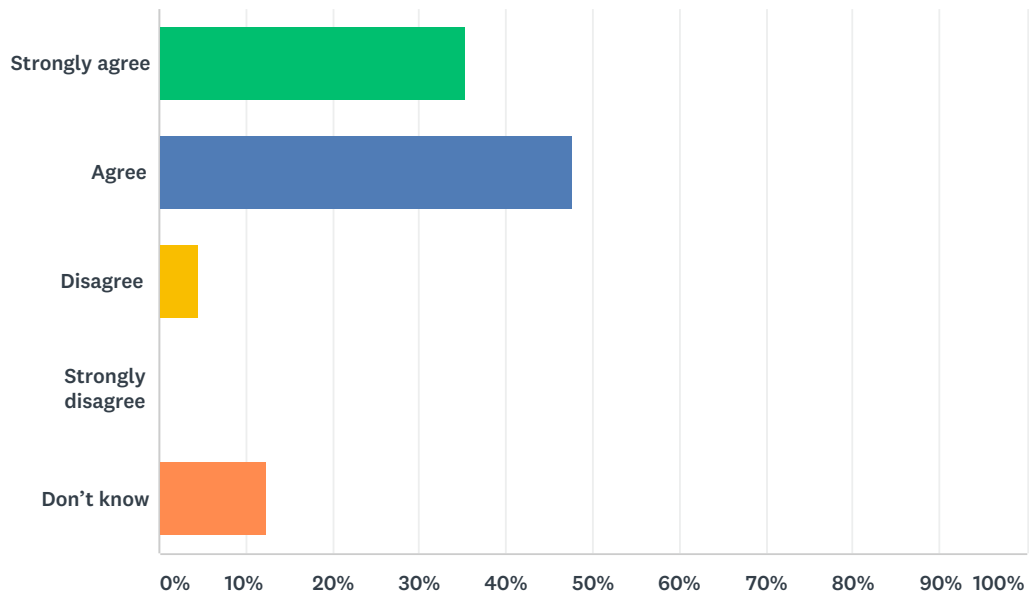
Answered: 65 Skipped: 6



ANSWER CHOICES	RESPONSES	
Strongly satisfied	40.00%	26
Satisfied	44.62%	29
Dissatisfied	10.77%	7
Strongly dissatisfied	3.08%	2
Don't know	1.54%	1
TOTAL		65

Q12 The rights and responsibilities of citizenship are reinforced in my child's school.

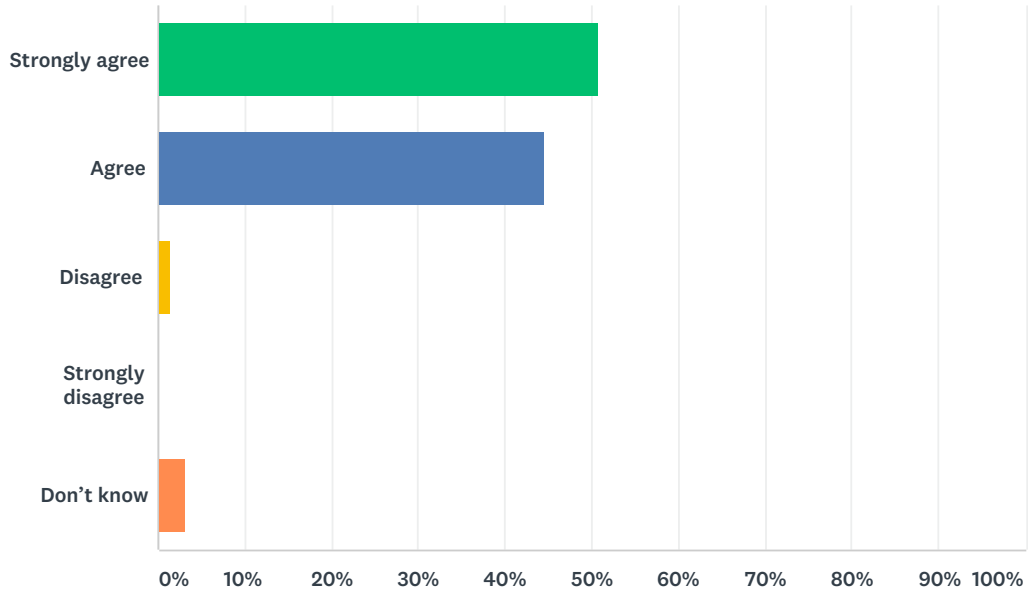
Answered: 65 Skipped: 6



ANSWER CHOICES	RESPONSES	
Strongly agree	35.38%	23
Agree	47.69%	31
Disagree	4.62%	3
Strongly disagree	0.00%	0
Don't know	12.31%	8
TOTAL		65

Q13 The school staff care about my child.

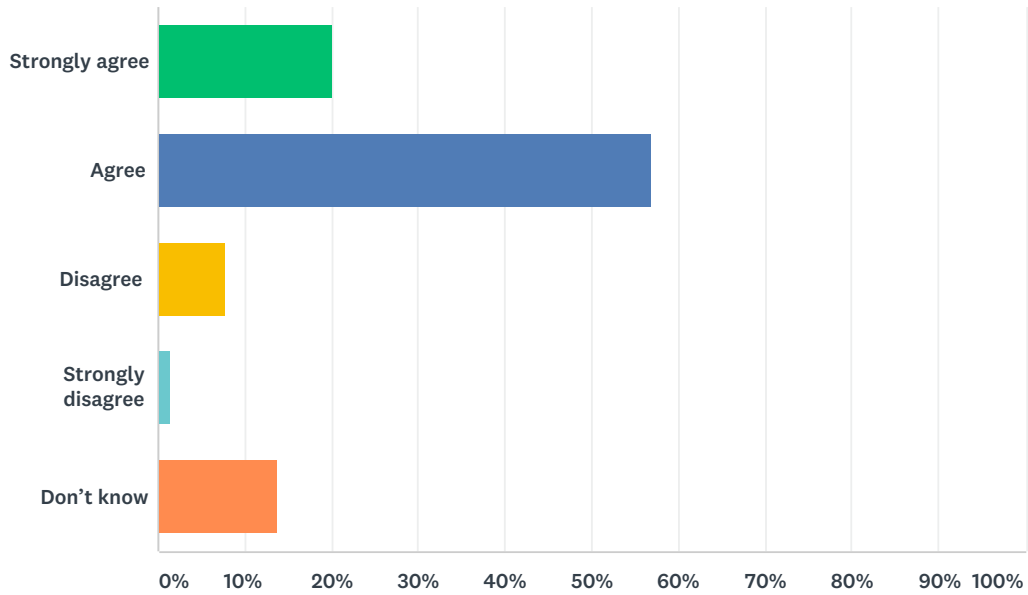
Answered: 65 Skipped: 6



ANSWER CHOICES	RESPONSES	
Strongly agree	50.77%	33
Agree	44.62%	29
Disagree	1.54%	1
Strongly disagree	0.00%	0
Don't know	3.08%	2
TOTAL		65

Q14 Discipline is handled in a fair and reasonable manner in my child's school.

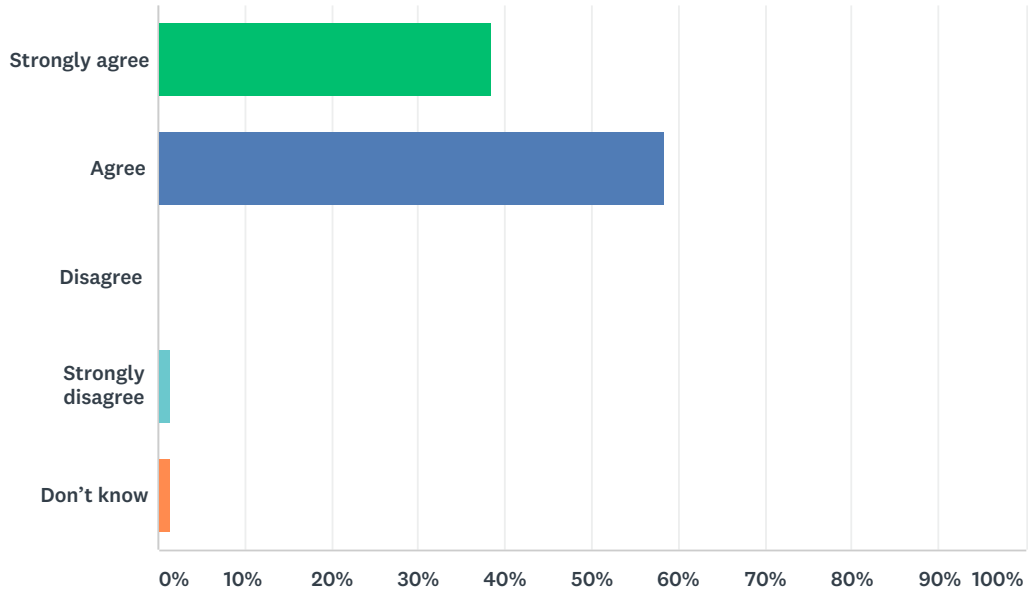
Answered: 65 Skipped: 6



ANSWER CHOICES	RESPONSES	
Strongly agree	20.00%	13
Agree	56.92%	37
Disagree	7.69%	5
Strongly disagree	1.54%	1
Don't know	13.85%	9
TOTAL		65

Q15 My child's school is safe.

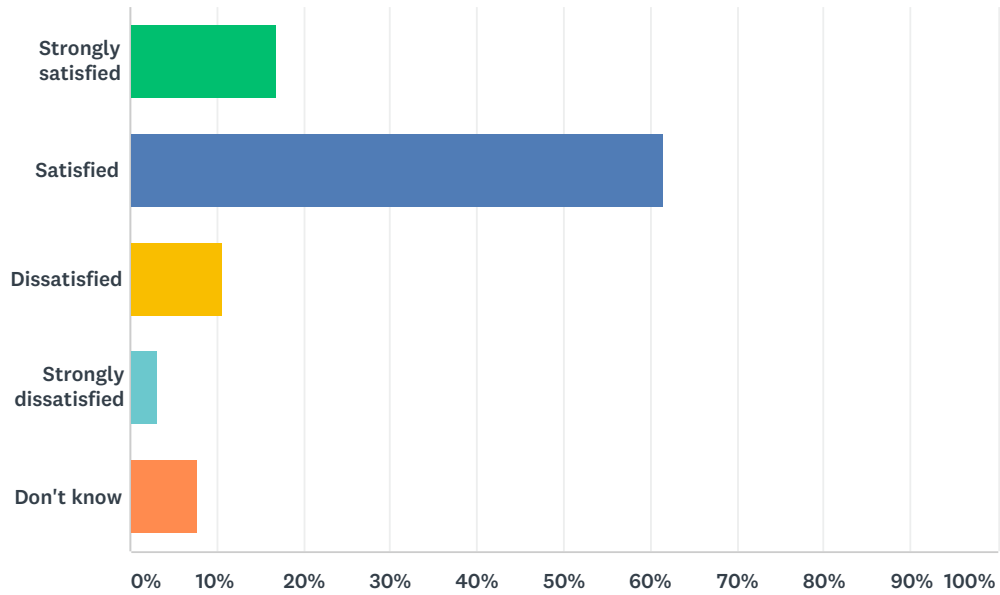
Answered: 65 Skipped: 6



ANSWER CHOICES	RESPONSES	
Strongly agree	38.46%	25
Agree	58.46%	38
Disagree	0.00%	0
Strongly disagree	1.54%	1
Don't know	1.54%	1
TOTAL		65

Q16 How satisfied are you with the resources available to support your child's learning?

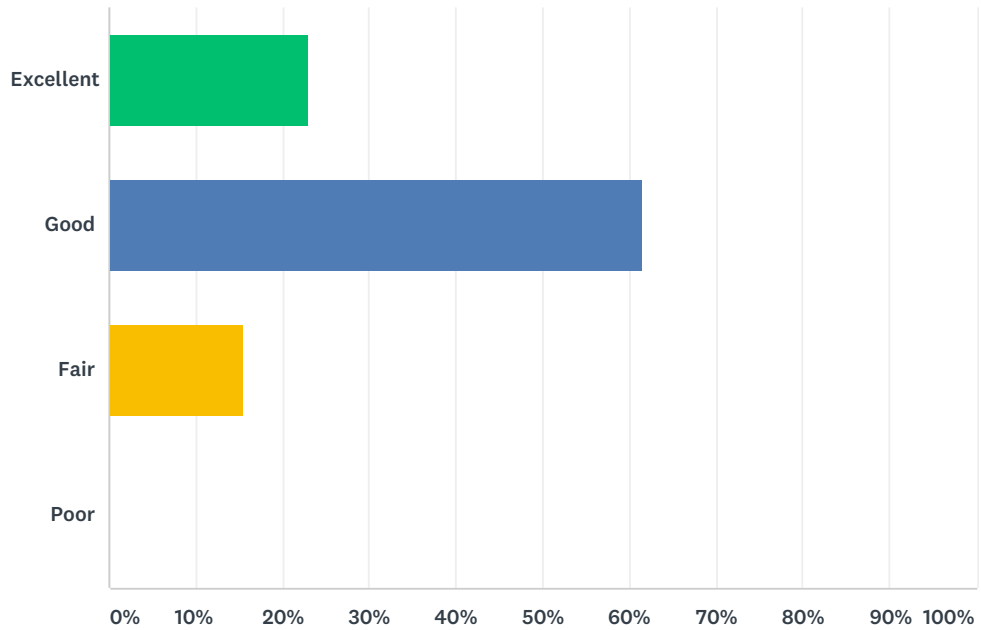
Answered: 65 Skipped: 6



ANSWER CHOICES	RESPONSES	
Strongly satisfied	16.92%	11
Satisfied	61.54%	40
Dissatisfied	10.77%	7
Strongly dissatisfied	3.08%	2
Don't know	7.69%	5
TOTAL		65

Q17 How would you rate the physical condition of your child's school?

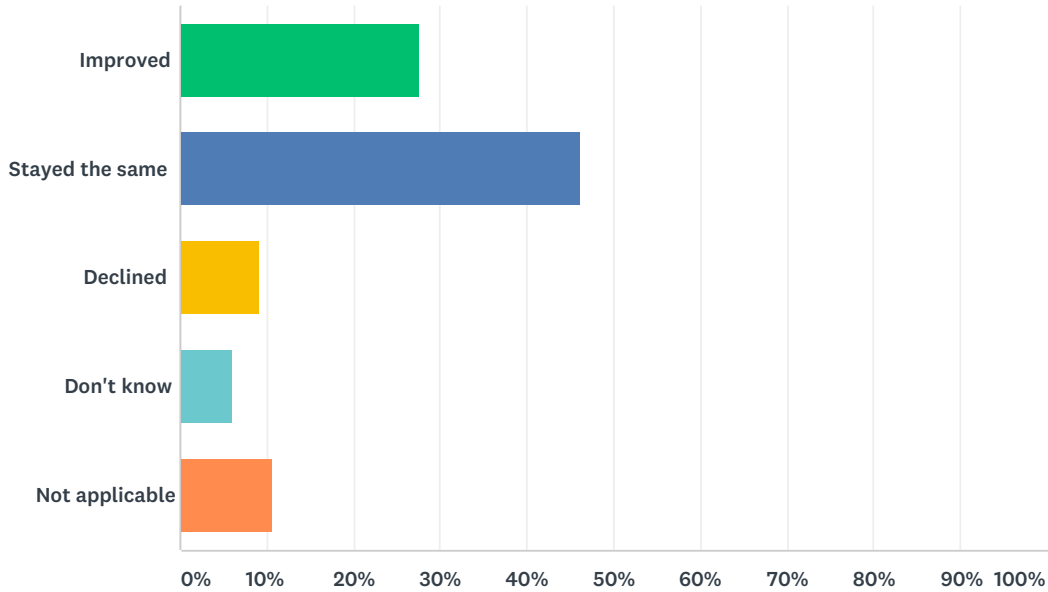
Answered: 65 Skipped: 6



ANSWER CHOICES	RESPONSES	
Excellent	23.08%	15
Good	61.54%	40
Fair	15.38%	10
Poor	0.00%	0
TOTAL		65

Q18 In your opinion, has the quality of education your child has experienced at school improved, stayed the same or declined in the past three years?

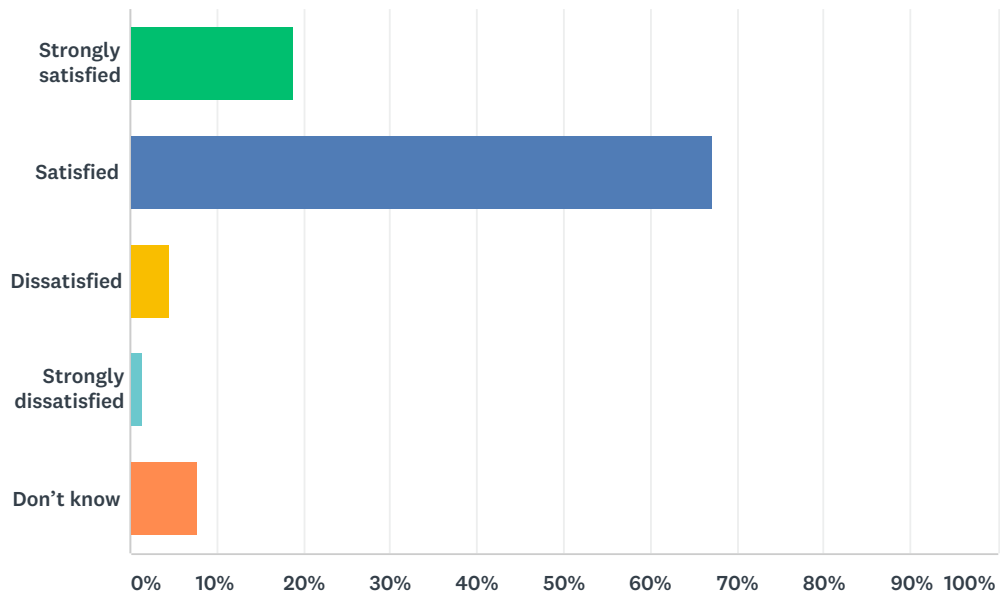
Answered: 65 Skipped: 6



ANSWER CHOICES	RESPONSES	
Improved	27.69%	18
Stayed the same	46.15%	30
Declined	9.23%	6
Don't know	6.15%	4
Not applicable	10.77%	7
TOTAL		65

Q19 How satisfied are you with the opportunity to be involved in decisions at your child's school?

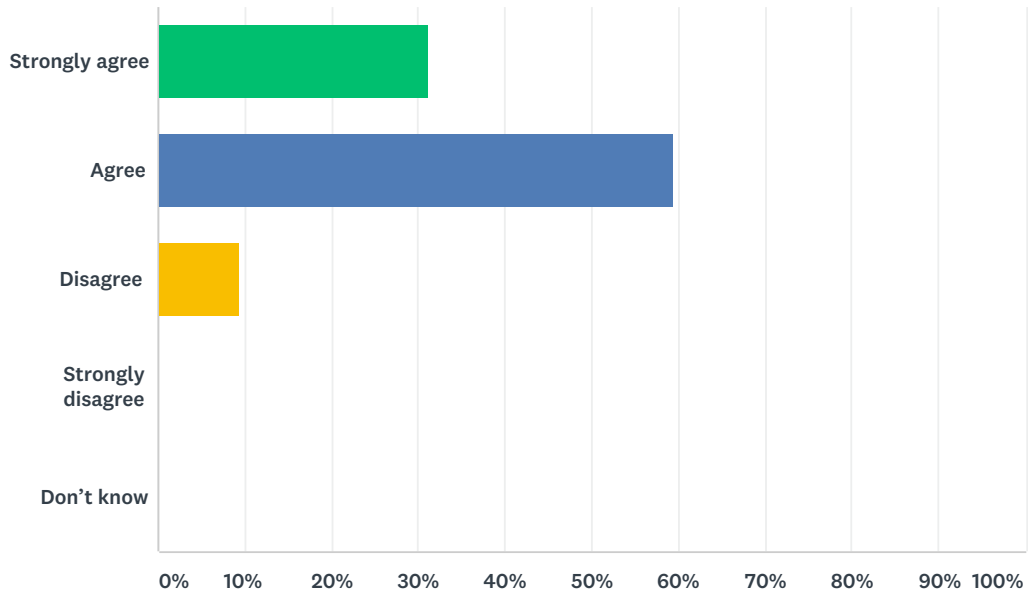
Answered: 64 Skipped: 7



ANSWER CHOICES	RESPONSES	
Strongly satisfied	18.75%	12
Satisfied	67.19%	43
Dissatisfied	4.69%	3
Strongly dissatisfied	1.56%	1
Don't know	7.81%	5
TOTAL		64

Q20 The school keeps me informed about my child's progress and achievement.

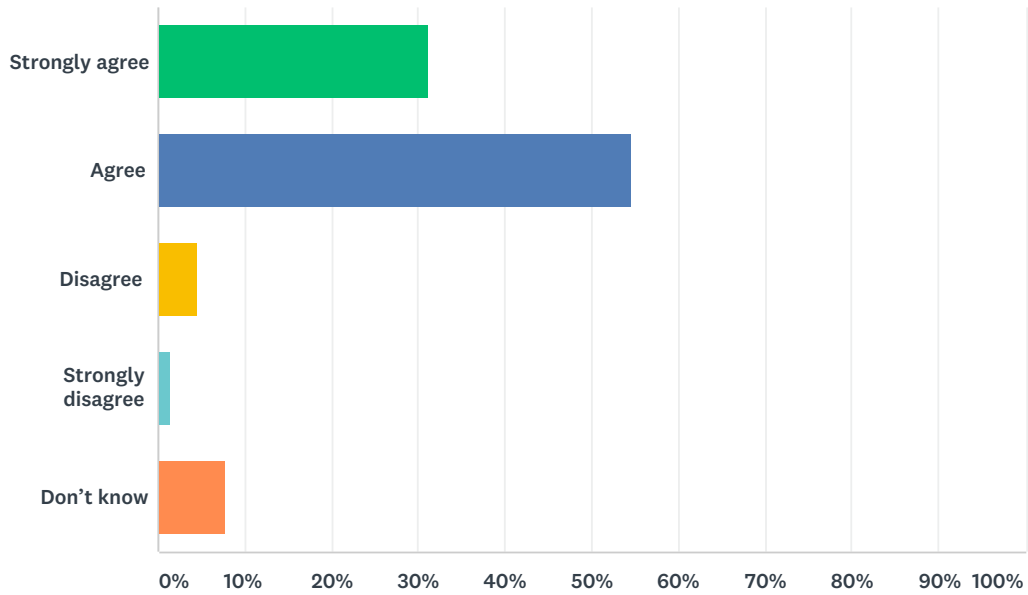
Answered: 64 Skipped: 7



ANSWER CHOICES	RESPONSES	
Strongly agree	31.25%	20
Agree	59.38%	38
Disagree	9.38%	6
Strongly disagree	0.00%	0
Don't know	0.00%	0
TOTAL		64

Q21 There is open and honest communication within my child's school.

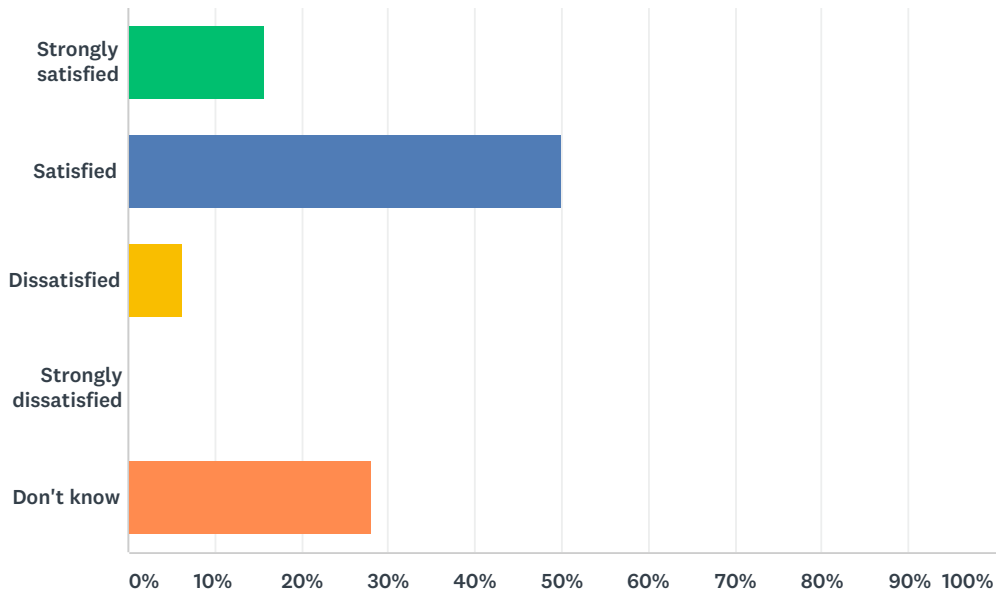
Answered: 64 Skipped: 7



ANSWER CHOICES	RESPONSES	
Strongly agree	31.25%	20
Agree	54.69%	35
Disagree	4.69%	3
Strongly disagree	1.56%	1
Don't know	7.81%	5
TOTAL		64

Q22 How satisfied are you with the community partnerships that may be established at your school? For example: Saffron, KEYS program, Green Certificate, lunch programs, after-school programs, RAP, Tools for School, Scratch Day, Entrepreneurial Adventure, scholarships/grants, etc.

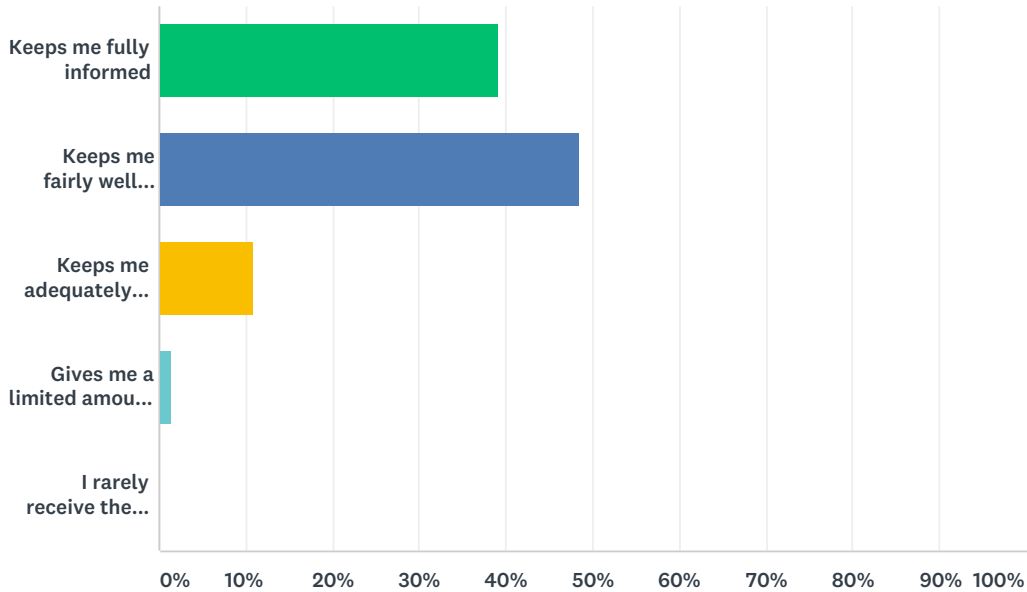
Answered: 64 Skipped: 7



ANSWER CHOICES	RESPONSES	
Strongly satisfied	15.63%	10
Satisfied	50.00%	32
Dissatisfied	6.25%	4
Strongly dissatisfied	0.00%	0
Don't know	28.13%	18
TOTAL		64

Q23 Elk Island Public Schools appreciates the opportunity to stay connected with parents about news, activities, programs and other matters of importance. What is your impression of the communication you receive from your child's school?

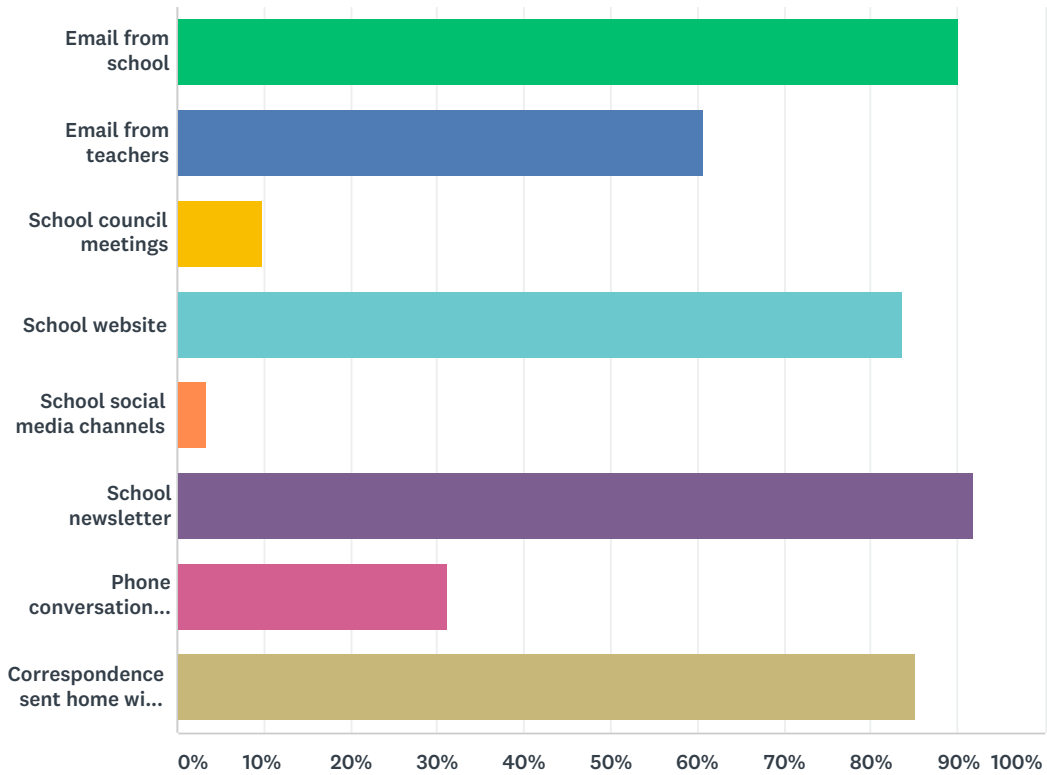
Answered: 64 Skipped: 7



ANSWER CHOICES	RESPONSES	
Keeps me fully informed	39.06%	25
Keeps me fairly well informed	48.44%	31
Keeps me adequately informed	10.94%	7
Gives me a limited amount of information	1.56%	1
I rarely receive the information I need	0.00%	0
TOTAL		64

Q24 Do you regularly make use of the following to keep up to date on school activities, programs, etc.? Check all that apply.

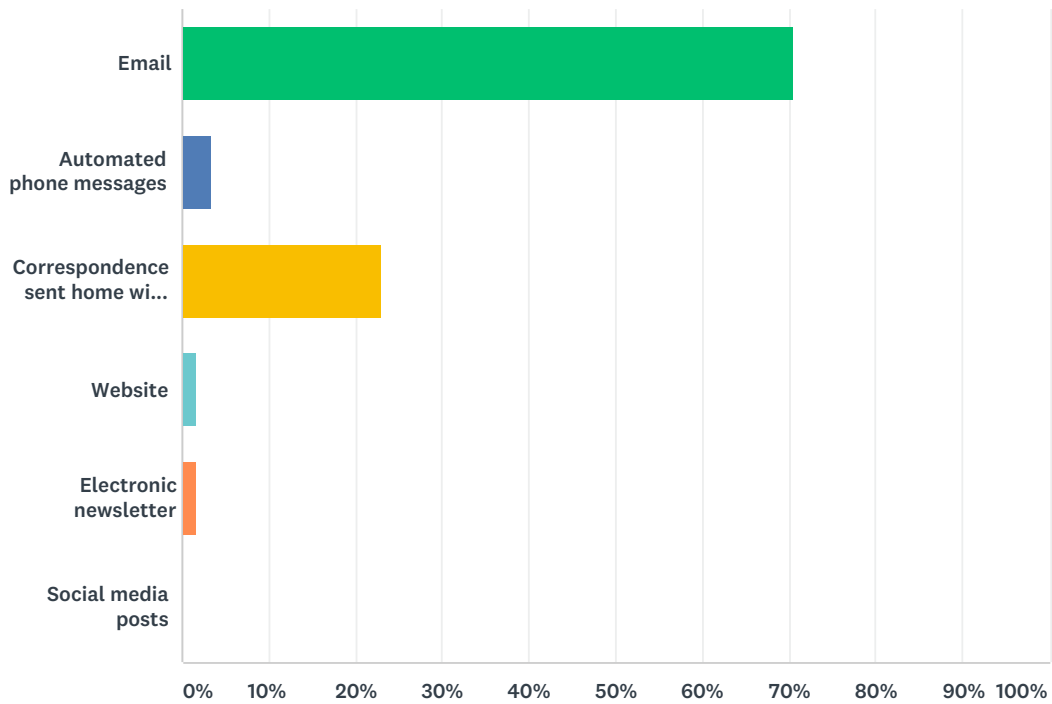
Answered: 61 Skipped: 10



ANSWER CHOICES	RESPONSES	
Email from school	90.16%	55
Email from teachers	60.66%	37
School council meetings	9.84%	6
School website	83.61%	51
School social media channels	3.28%	2
School newsletter	91.80%	56
Phone conversations with school and/or teachers	31.15%	19
Correspondence sent home with your child	85.25%	52
Total Respondents: 61		

Q25 What is your most preferred method of communication from the school and Division?

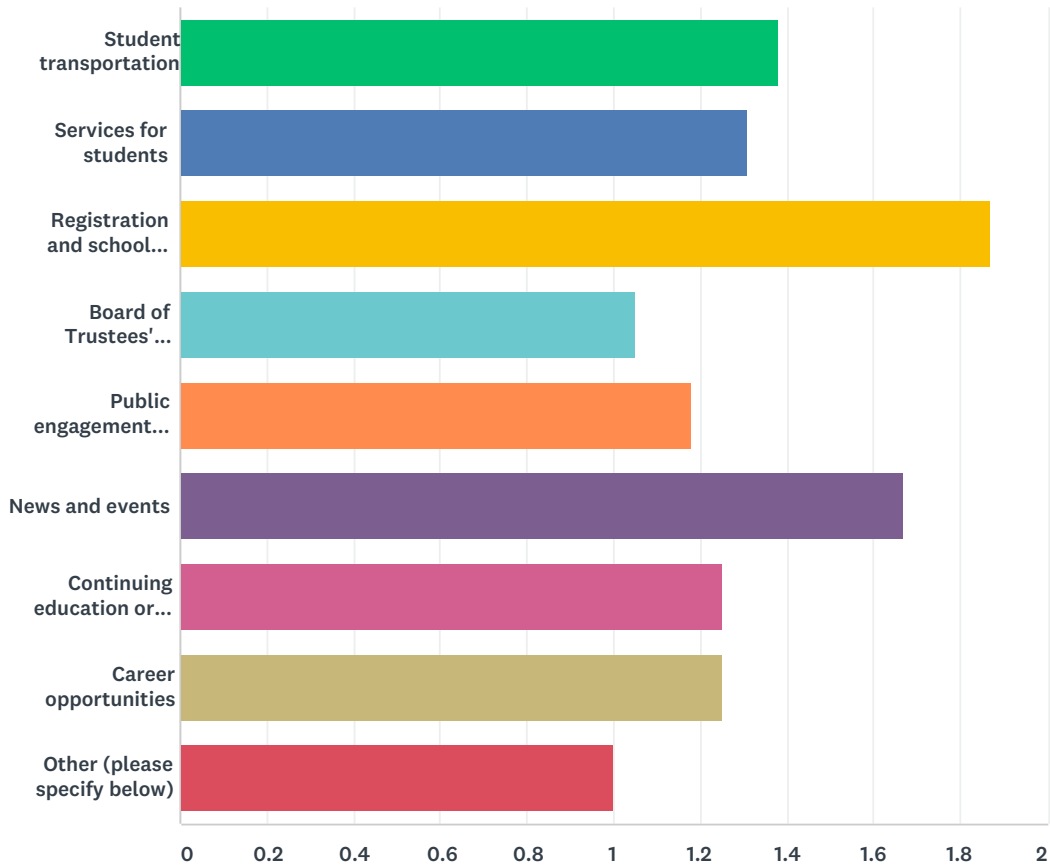
Answered: 61 Skipped: 10



ANSWER CHOICES	RESPONSES	
Email	70.49%	43
Automated phone messages	3.28%	2
Correspondence sent home with your child	22.95%	14
Website	1.64%	1
Electronic newsletter	1.64%	1
Social media posts	0.00%	0
TOTAL		61

Q26 Do you visit the Division website (www.eips.ca) for information on:

Answered: 61 Skipped: 10



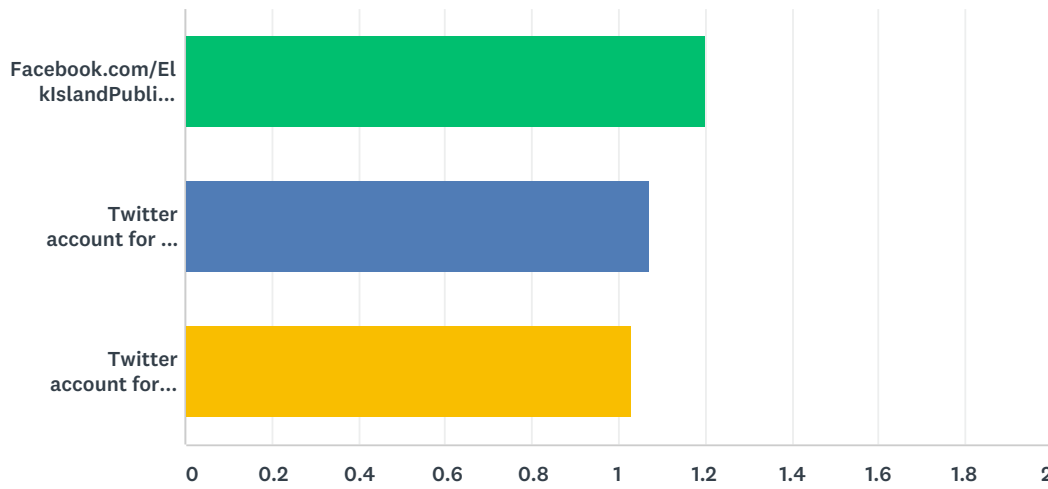
	YES	NO	TOTAL	WEIGHTED AVERAGE
Student transportation	37.70% 23	62.30% 38	61	1.38
Services for students	31.15% 19	68.85% 42	61	1.31
Registration and school boundaries	86.89% 53	13.11% 8	61	1.87
Board of Trustees' meetings	4.92% 3	95.08% 58	61	1.05
Public engagement initiatives	18.03% 11	81.97% 50	61	1.18
News and events	67.21% 41	32.79% 20	61	1.67
Continuing education or summer courses	24.59% 15	75.41% 46	61	1.25
Career opportunities	24.59% 15	75.41% 46	61	1.25
Other (please specify below)	0.00% 0	100.00% 61	61	1.00

EIPS Parent Survey 2017-18

#	OTHER:	DATE
	There are no responses.	

Q27 Elk Island Public Schools shares news and information on its social media channels. Do you follow:

Answered: 61 Skipped: 10



	YES	NO	TOTAL	WEIGHTED AVERAGE
Facebook.com/ElkIslandPublicSchools	19.67% 12	80.33% 49	61	1.20
Twitter account for the Division (@eips)	6.56% 4	93.44% 57	61	1.07
Twitter account for EIPS Student Transportation (@eipsST)	3.28% 2	96.72% 59	61	1.03