

Q1 Please indicate the school your child attends.

Answered: 63 Skipped: 0



EIPS Parent Survey 2016-2017



Answer Choices	Responses
----------------	-----------

EIPS Parent Survey 2016-2017

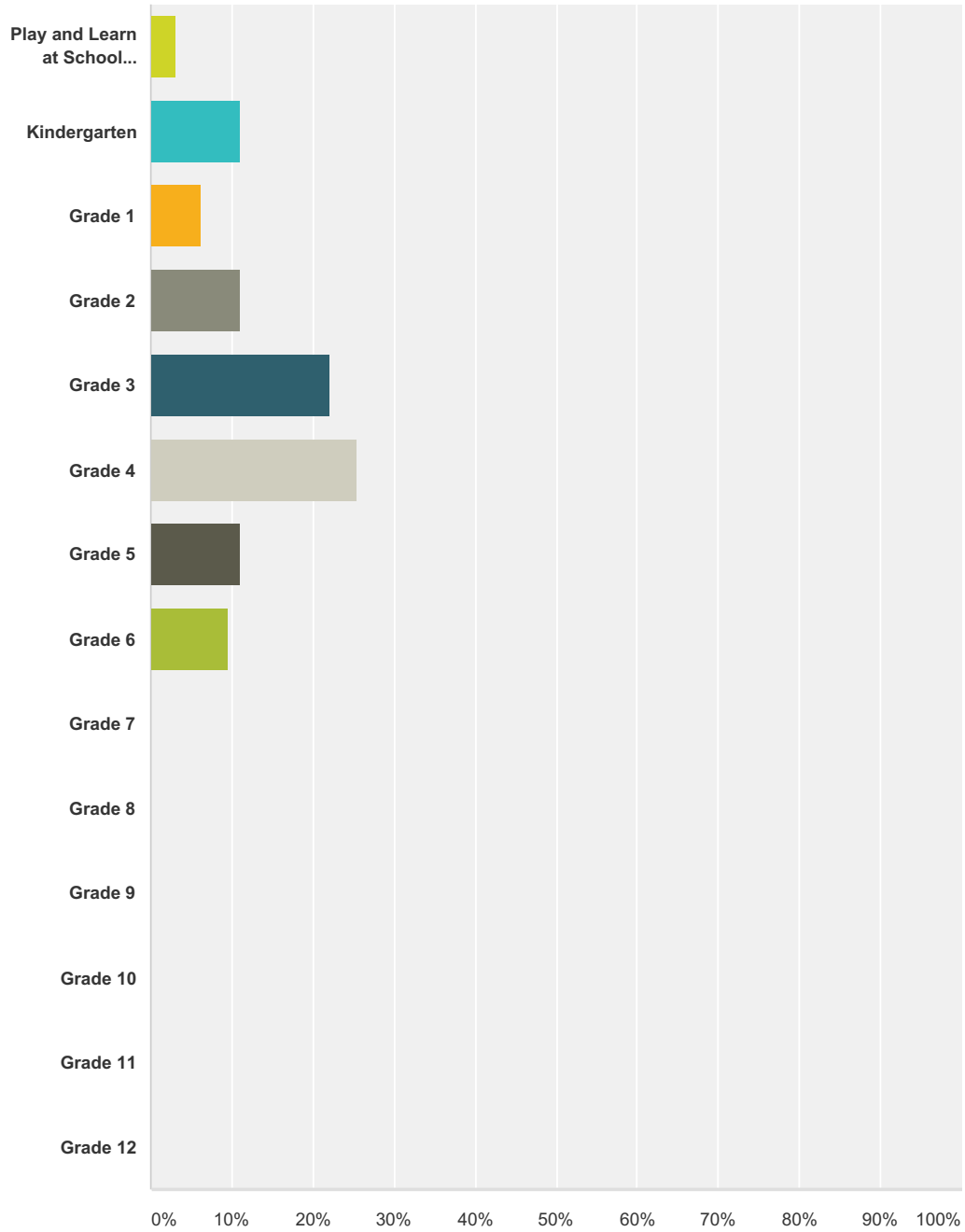
A.L. Horton Elementary	0.00%	0
Andrew School	0.00%	0
École Élémentaire Ardrossan Elementary	0.00%	0
Ardrossan Junior Senior High	0.00%	0
Bev Facey Community High	0.00%	0
Brentwood Elementary	0.00%	0
Bruderheim School	0.00%	0
Clover Bar Junior High	0.00%	0
École Campbelltown	0.00%	0
École Parc Élémentaire	0.00%	0
F.R. Haythorne Junior High	0.00%	0
Fort Saskatchewan Christian	0.00%	0
Fort Saskatchewan Elementary	0.00%	0
Fort Saskatchewan Senior High	0.00%	0
Fultonvale Elementary Junior High	0.00%	0
Glen Allan Elementary	100.00%	63
James Mowat Elementary	0.00%	0
Lakeland Ridge	0.00%	0
Lamont Elementary	0.00%	0
Lamont High	0.00%	0
Mills Haven Elementary	0.00%	0
Ministik School	0.00%	0
Mundare School	0.00%	0
Next Step/Outreach	0.00%	0
Pine Street Elementary	0.00%	0
Rudolph Hennig Junior High	0.00%	0
Salisbury Composite High	0.00%	0
Sherwood Heights Junior High	0.00%	0
Strathcona Christian Academy Elementary	0.00%	0
Strathcona Christian Academy Secondary	0.00%	0
Uncas Elementary	0.00%	0
Vegreville Composite High	0.00%	0
Wes Hosford Elementary	0.00%	0
Westboro Elementary	0.00%	0

EIPS Parent Survey 2016-2017

Win Ferguson Elementary	0.00%	0
Woodbridge Farms Elementary	0.00%	0
Wye Elementary	0.00%	0
Total		63

Q2 Please indicate your child's grade.

Answered: 63 Skipped: 0



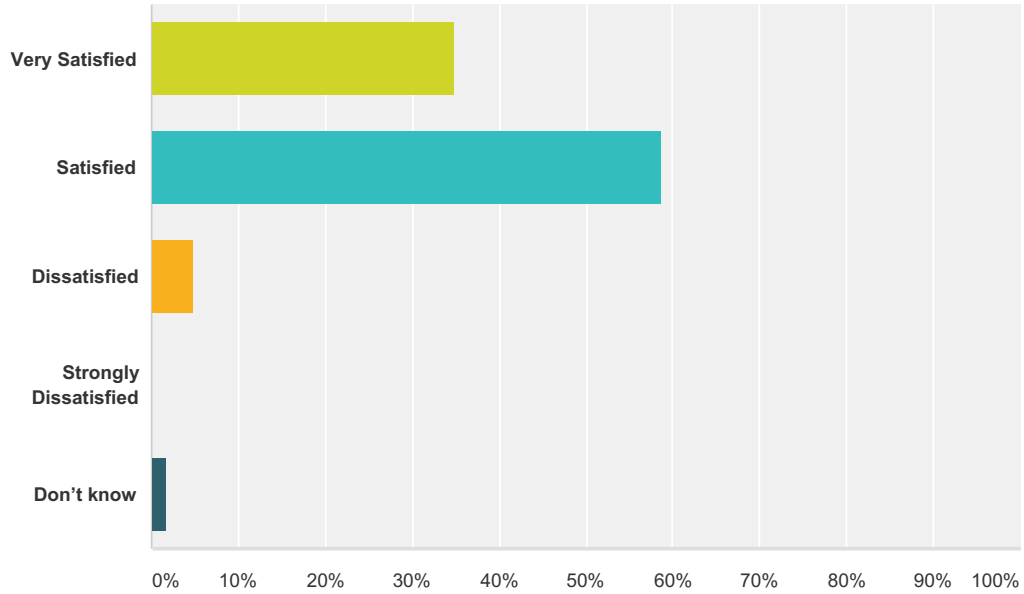
Answer Choices	Responses
Play and Learn at School (PALS)	3.17% 2
Kindergarten	11.11% 7
Grade 1	6.35% 4
Grade 2	11.11% 7
Grade 3	22.22% 14

EIPS Parent Survey 2016-2017

Grade 4	25.40%	16
Grade 5	11.11%	7
Grade 6	9.52%	6
Grade 7	0.00%	0
Grade 8	0.00%	0
Grade 9	0.00%	0
Grade 10	0.00%	0
Grade 11	0.00%	0
Grade 12	0.00%	0
Total		63

Q3 How satisfied are you with the quality of education that your child is receiving at his/her school?

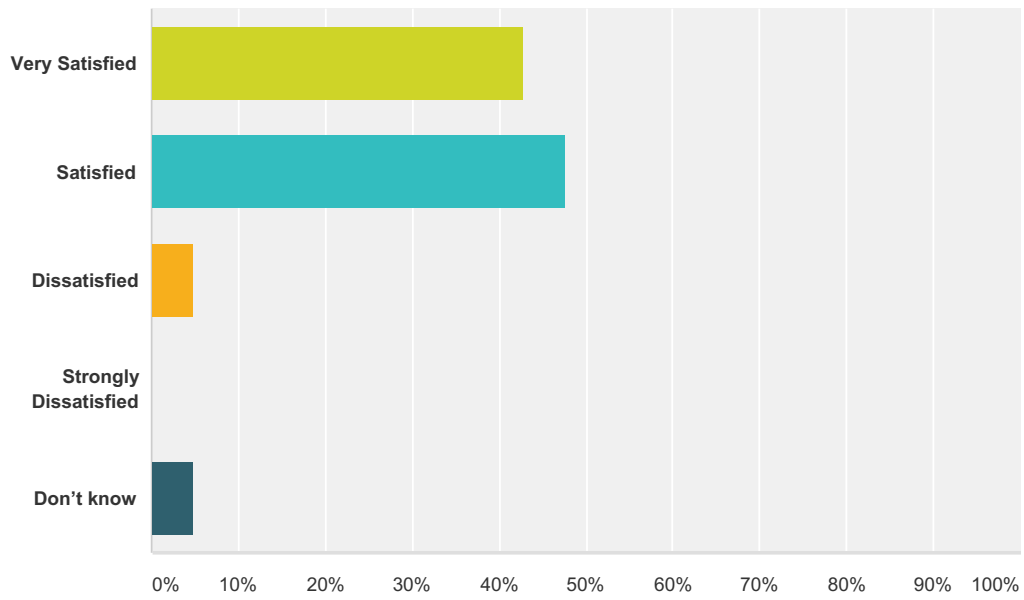
Answered: 63 Skipped: 0



Answer Choices	Responses	
Very Satisfied	34.92%	22
Satisfied	58.73%	37
Dissatisfied	4.76%	3
Strongly Dissatisfied	0.00%	0
Don't know	1.59%	1
Total		63

Q4 How satisfied are you with the quality of teaching at your child's school?

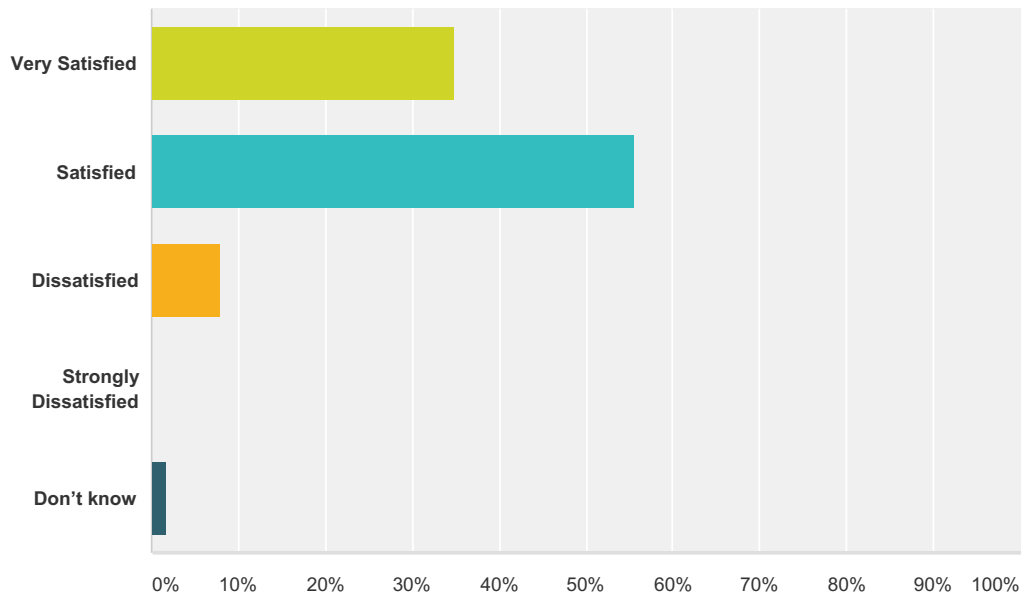
Answered: 63 Skipped: 0



Answer Choices	Responses
Very Satisfied	42.86% 27
Satisfied	47.62% 30
Dissatisfied	4.76% 3
Strongly Dissatisfied	0.00% 0
Don't know	4.76% 3
Total	63

Q5 How satisfied are you with the leadership in your child's school?

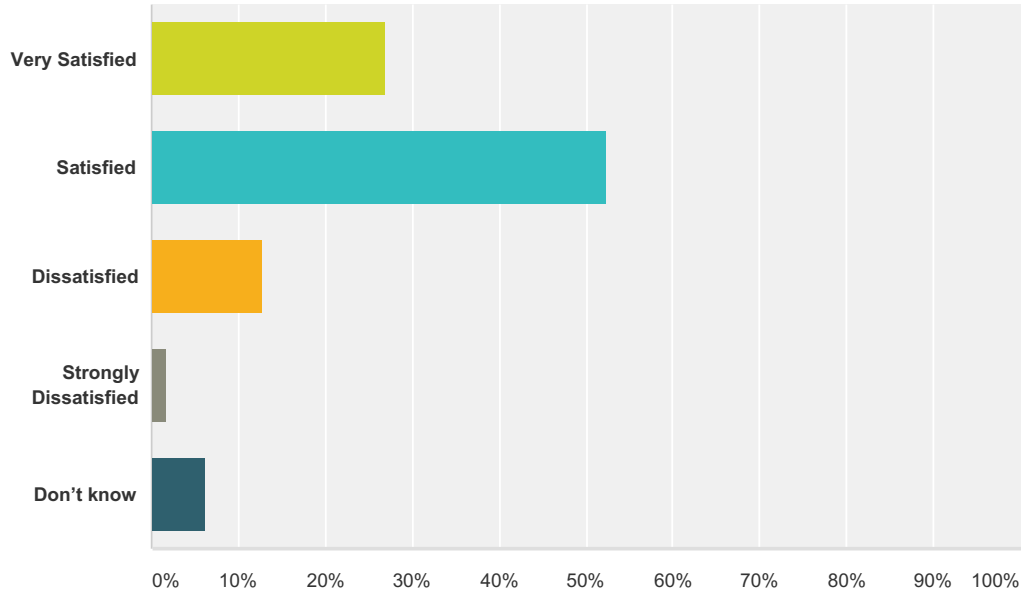
Answered: 63 Skipped: 0



Answer Choices	Responses	Count
Very Satisfied	34.92%	22
Satisfied	55.56%	35
Dissatisfied	7.94%	5
Strongly Dissatisfied	0.00%	0
Don't know	1.59%	1
Total		63

Q6 How satisfied are you with the opportunity to be involved in decisions at your child's school?

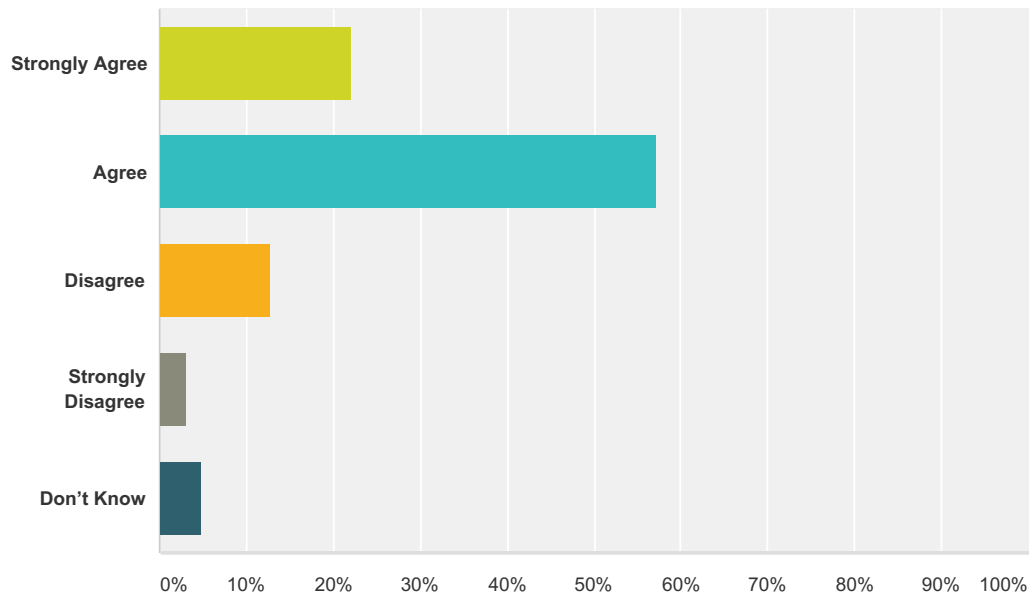
Answered: 63 Skipped: 0



Answer Choices	Responses	
Very Satisfied	26.98%	17
Satisfied	52.38%	33
Dissatisfied	12.70%	8
Strongly Dissatisfied	1.59%	1
Don't know	6.35%	4
Total		63

Q7 My child's individual needs are met.

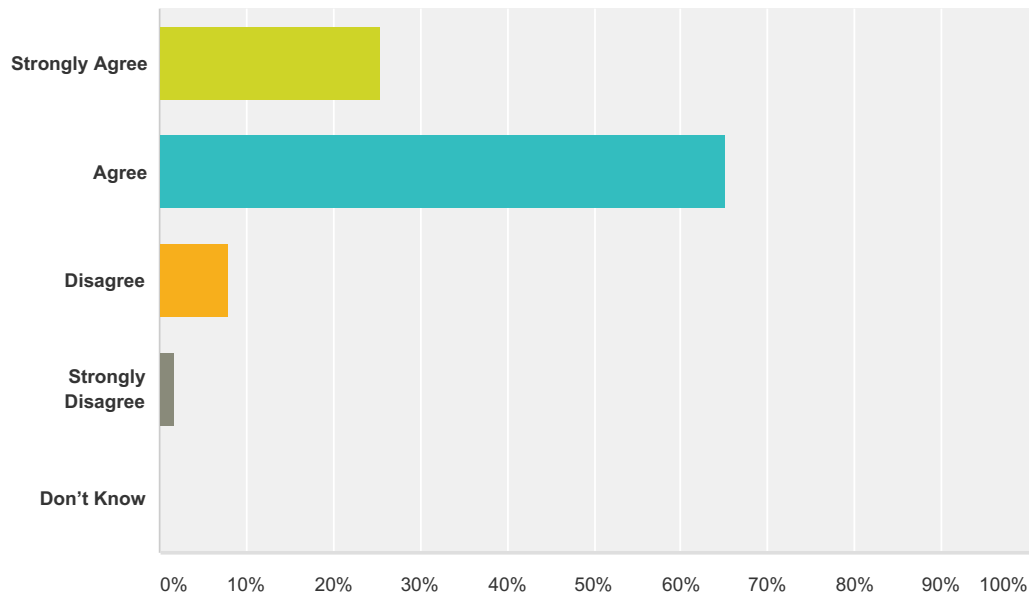
Answered: 63 Skipped: 0



Answer Choices	Responses	
Strongly Agree	22.22%	14
Agree	57.14%	36
Disagree	12.70%	8
Strongly Disagree	3.17%	2
Don't Know	4.76%	3
Total		63

Q8 The school keeps me informed about my child's progress and achievement.

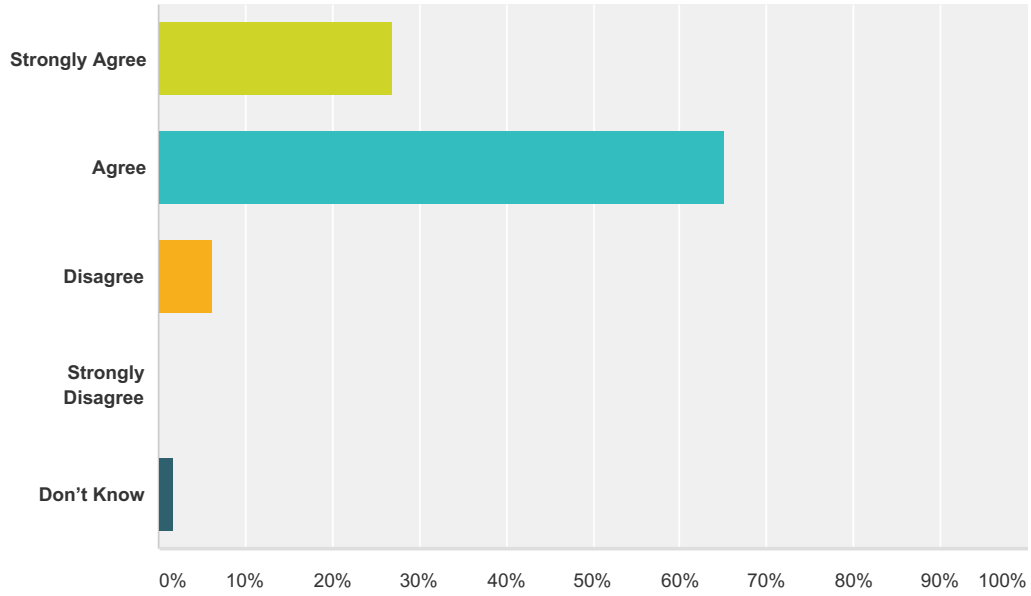
Answered: 63 Skipped: 0



Answer Choices	Responses	Count
Strongly Agree	25.40%	16
Agree	65.08%	41
Disagree	7.94%	5
Strongly Disagree	1.59%	1
Don't Know	0.00%	0
Total		63

Q9 The rights and responsibilities of citizenship are reinforced in my child's school.

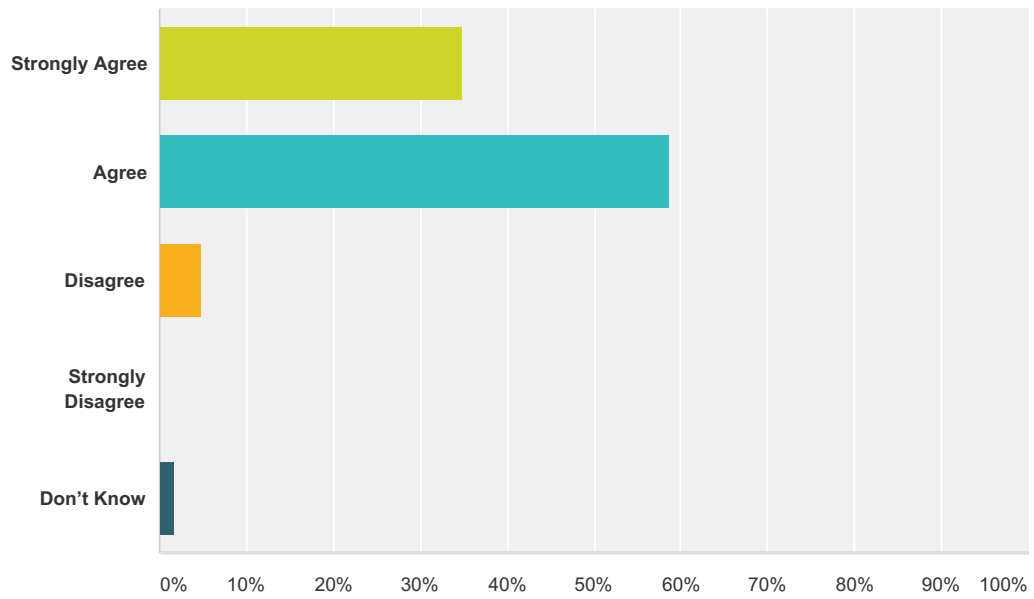
Answered: 63 Skipped: 0



Answer Choices	Responses	
Strongly Agree	26.98%	17
Agree	65.08%	41
Disagree	6.35%	4
Strongly Disagree	0.00%	0
Don't Know	1.59%	1
Total		63

Q10 The school staff care about my child.

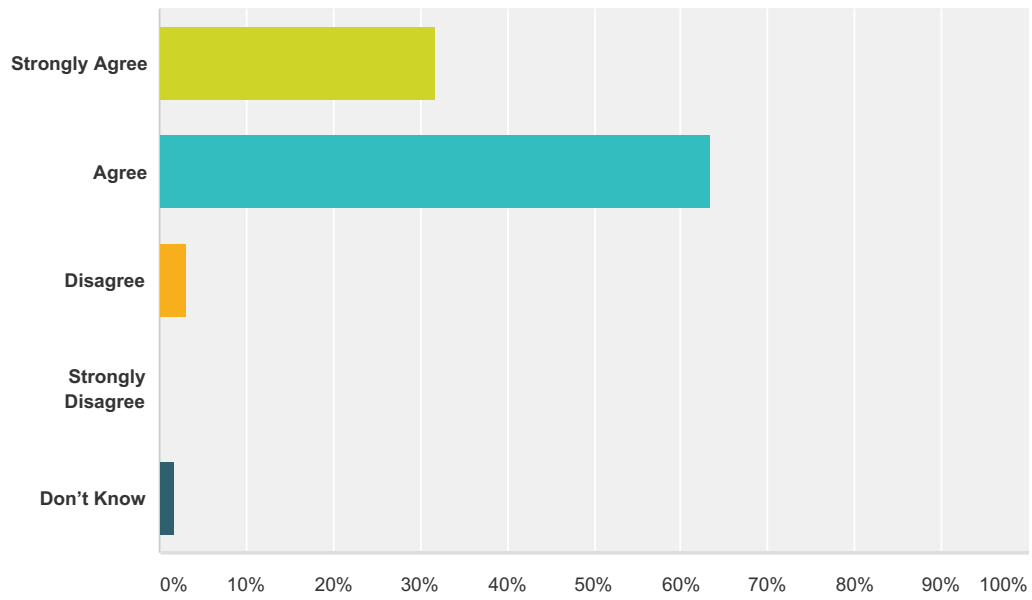
Answered: 63 Skipped: 0



Answer Choices	Responses	
Strongly Agree	34.92%	22
Agree	58.73%	37
Disagree	4.76%	3
Strongly Disagree	0.00%	0
Don't Know	1.59%	1
Total		63

Q11 My child is encouraged at school to do his or her best.

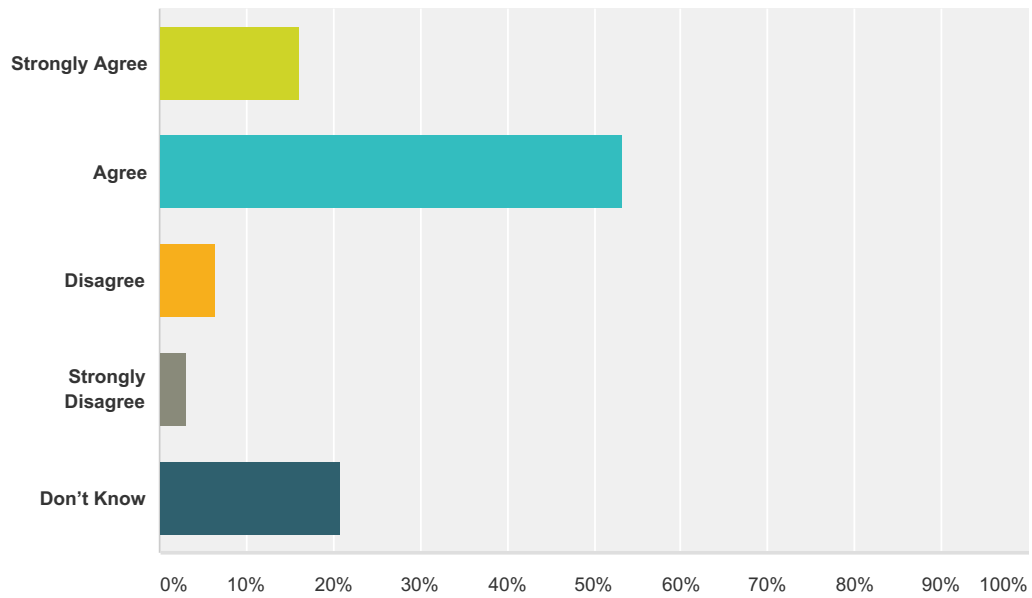
Answered: 63 Skipped: 0



Answer Choices	Responses	
Strongly Agree	31.75%	20
Agree	63.49%	40
Disagree	3.17%	2
Strongly Disagree	0.00%	0
Don't Know	1.59%	1
Total		63

Q12 Discipline is handled in a fair and reasonable manner in my child's school.

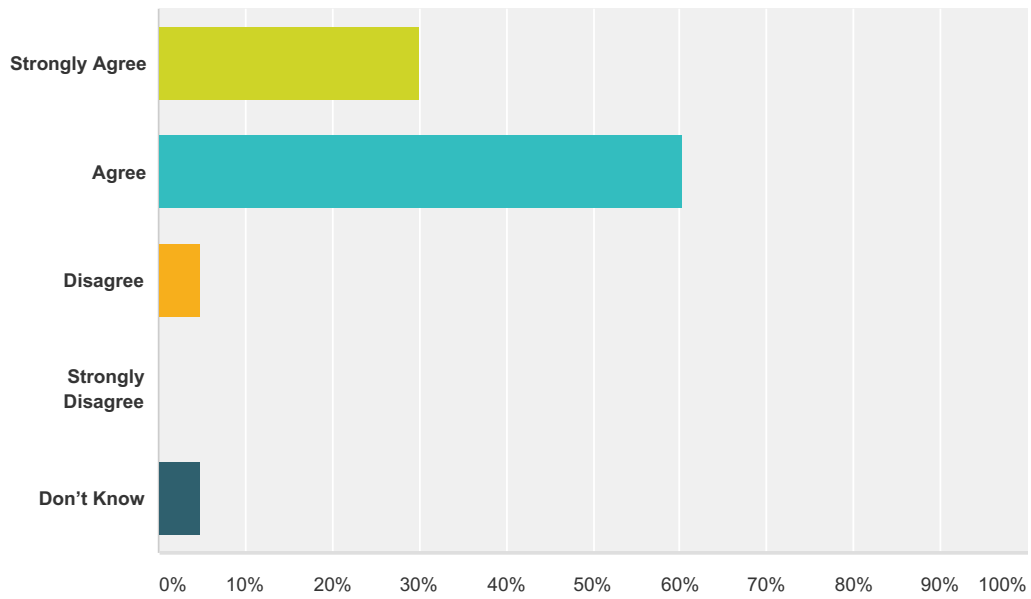
Answered: 62 Skipped: 1



Answer Choices	Responses	
Strongly Agree	16.13%	10
Agree	53.23%	33
Disagree	6.45%	4
Strongly Disagree	3.23%	2
Don't Know	20.97%	13
Total		62

Q13 My child's school is safe.

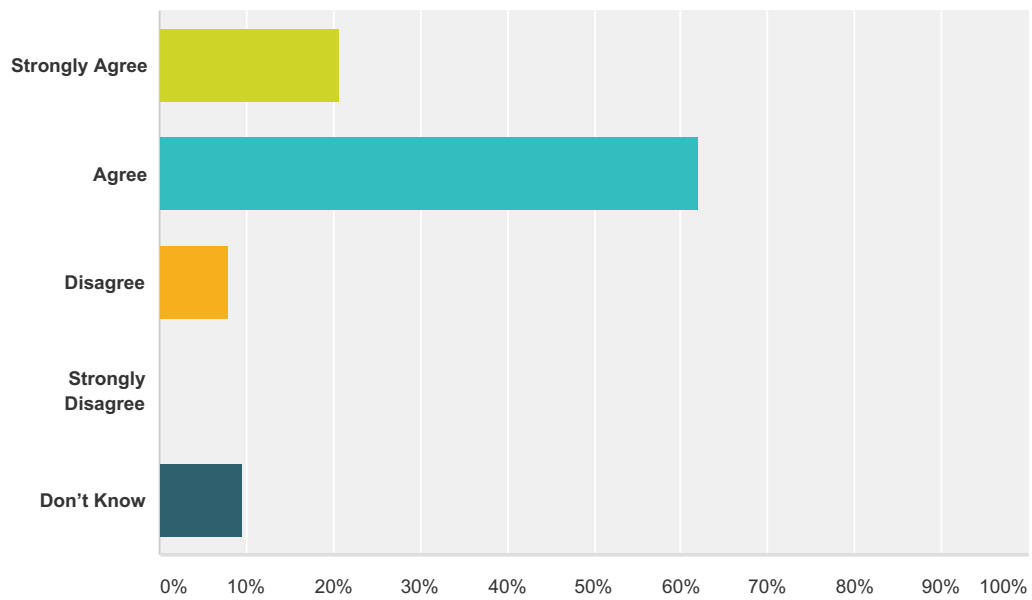
Answered: 63 Skipped: 0



Answer Choices	Responses	
Strongly Agree	30.16%	19
Agree	60.32%	38
Disagree	4.76%	3
Strongly Disagree	0.00%	0
Don't Know	4.76%	3
Total		63

Q14 There is open and honest communication within my child's school.

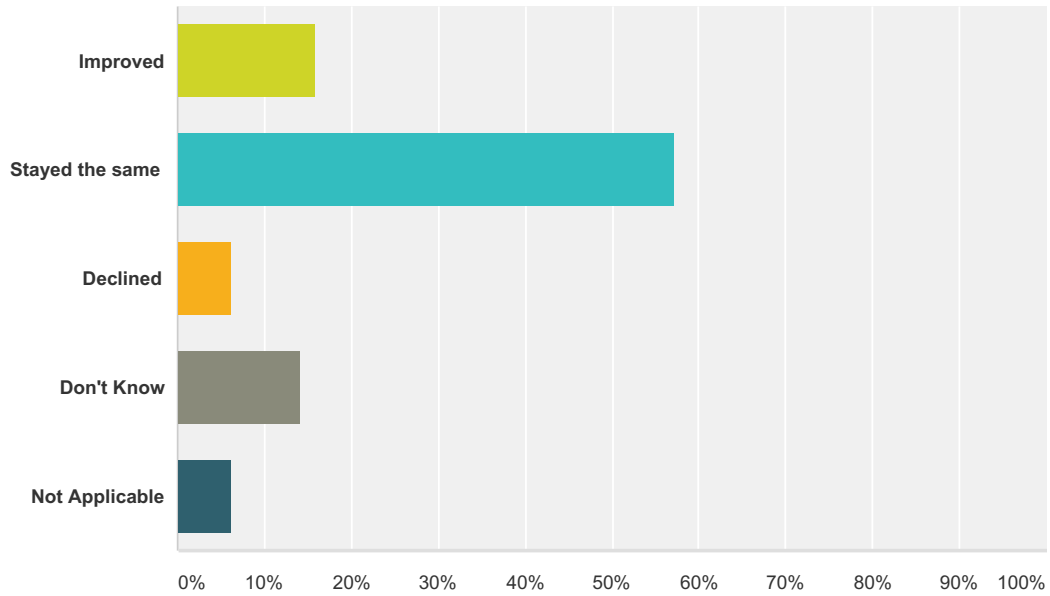
Answered: 63 Skipped: 0



Answer Choices	Responses	
Strongly Agree	20.63%	13
Agree	61.90%	39
Disagree	7.94%	5
Strongly Disagree	0.00%	0
Don't Know	9.52%	6
Total		63

Q15 In your opinion, has the quality of education that your child experienced at school improved, stayed the same, or declined in the past three years?

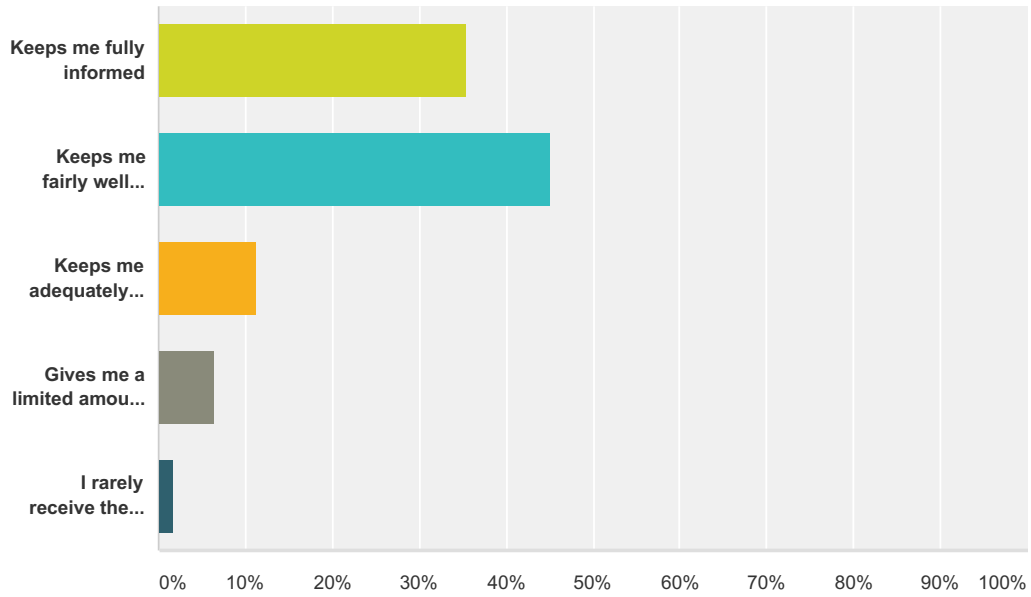
Answered: 63 Skipped: 0



Answer Choices	Responses
Improved	15.87% 10
Stayed the same	57.14% 36
Declined	6.35% 4
Don't Know	14.29% 9
Not Applicable	6.35% 4
Total	63

Q16 Elk Island Public Schools appreciates the opportunity to stay connected with parents about news, activities, programs and other matters of importance. What is your impression of the communications you receive from your school?

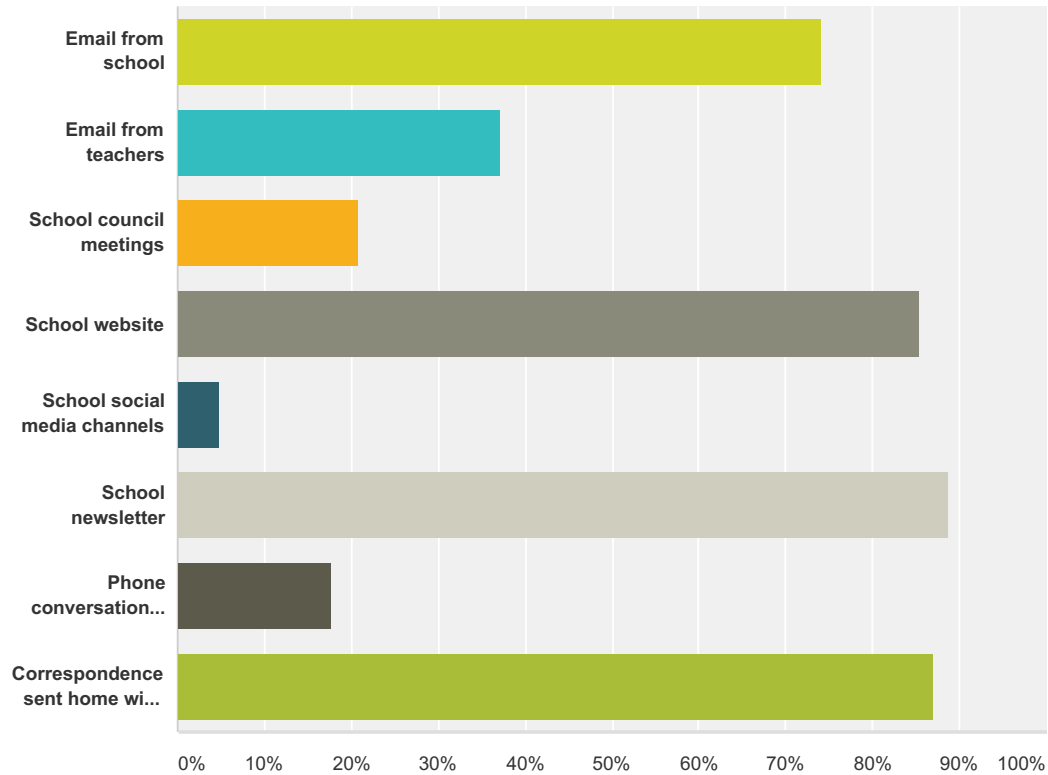
Answered: 62 Skipped: 1



Answer Choices	Responses
Keeps me fully informed	35.48% 22
Keeps me fairly well informed	45.16% 28
Keeps me adequately informed	11.29% 7
Gives me a limited amount of information	6.45% 4
I rarely receive the information I need	1.61% 1
Total	62

Q17 Do you regularly make use of the following to keep up to date on school activities, programs, etc.? Check all that apply.

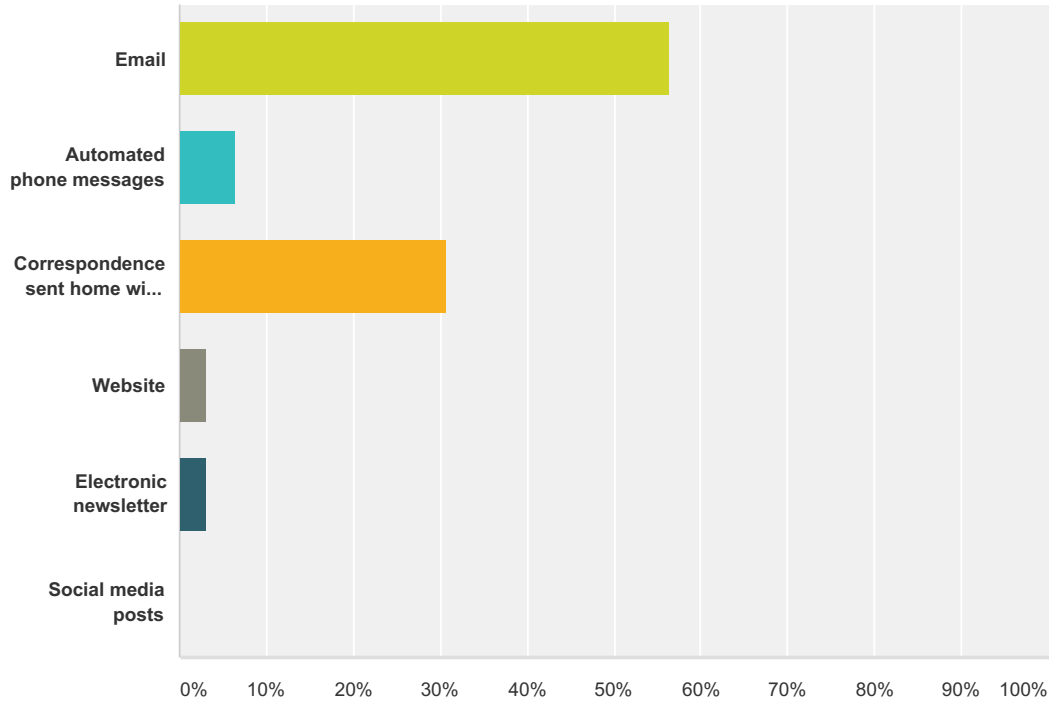
Answered: 62 Skipped: 1



Answer Choices	Responses	Count
Email from school	74.19%	46
Email from teachers	37.10%	23
School council meetings	20.97%	13
School website	85.48%	53
School social media channels	4.84%	3
School newsletter	88.71%	55
Phone conversations with school and/or teachers	17.74%	11
Correspondence sent home with your child	87.10%	54
Total Respondents: 62		

Q18 What is your most preferred method of communications from the school and Division?

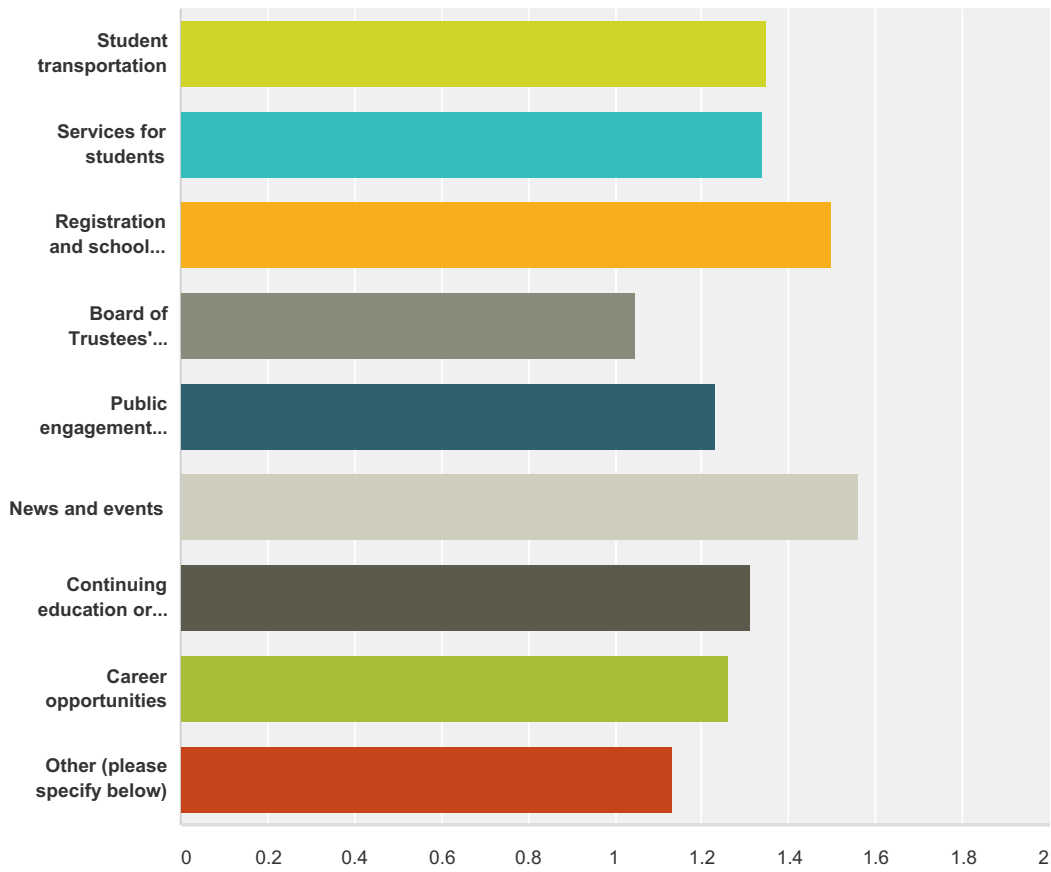
Answered: 62 Skipped: 1



Answer Choices	Responses	
Email	56.45%	35
Automated phone messages	6.45%	4
Correspondence sent home with your child	30.65%	19
Website	3.23%	2
Electronic newsletter	3.23%	2
Social media posts	0.00%	0
Total		62

Q19 Do you visit the Division website (www.eips.ca) for information on:

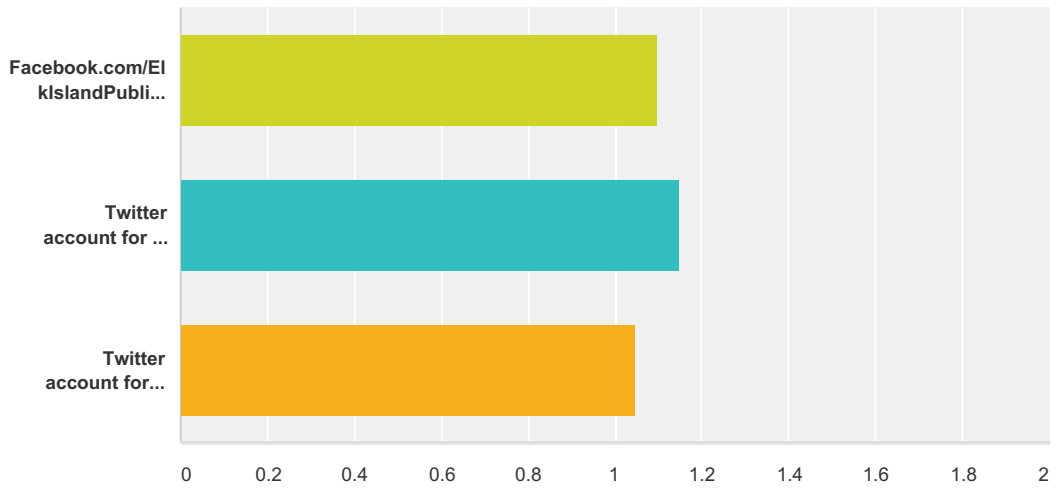
Answered: 62 Skipped: 1



	Yes	No	Total	Weighted Average
Student transportation	35.48% 22	64.52% 40	62	1.35
Services for students	34.43% 21	65.57% 40	61	1.34
Registration and school boundaries	50.00% 31	50.00% 31	62	1.50
Board of Trustees' meetings	4.92% 3	95.08% 58	61	1.05
Public engagement initiatives	22.95% 14	77.05% 47	61	1.23
News and events	56.45% 35	43.55% 27	62	1.56
Continuing education or summer courses	30.65% 19	69.35% 43	62	1.31
Career opportunities	26.23% 16	73.77% 45	61	1.26
Other (please specify below)	13.33% 6	86.67% 39	45	1.13

Q20 Elk Island Public Schools shares news and information on its social media channels. Do you follow:

Answered: 61 Skipped: 2



	Yes	No	Total	Weighted Average
Facebook.com/ElkIslandPublicSchools	9.84% 6	90.16% 55	61	1.10
Twitter account for the Division (@eips)	15.00% 9	85.00% 51	60	1.15
Twitter account for EIPS Student Transportation (@eipsST)	4.92% 3	95.08% 58	61	1.05