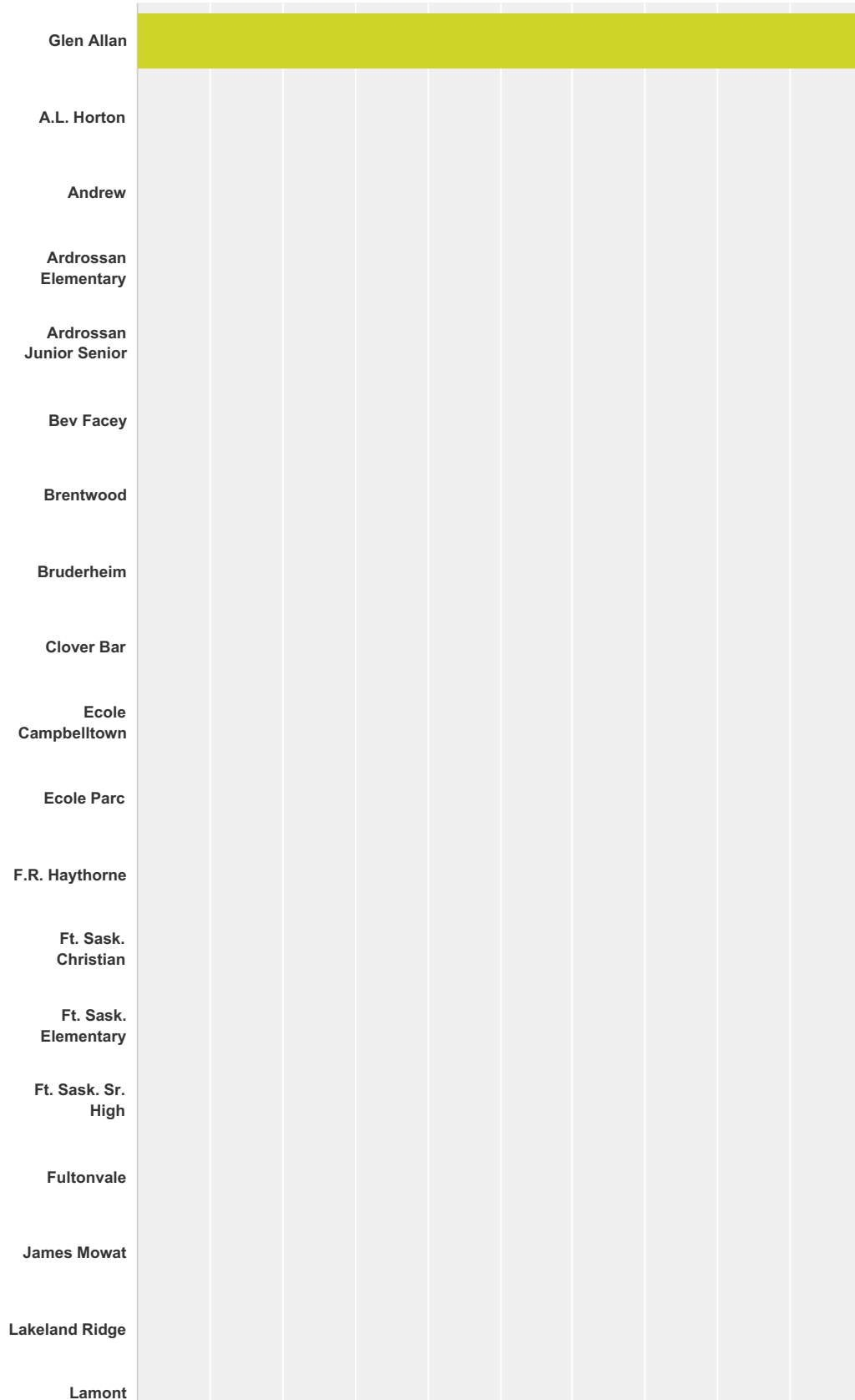



Q1 Please indicate the school your child attends.

Answered: 95 Skipped: 0



EIPS Parent Survey November 2015



| Answer Choices | Responses |
|----------------|-----------|
|----------------|-----------|

EIPS Parent Survey November 2015

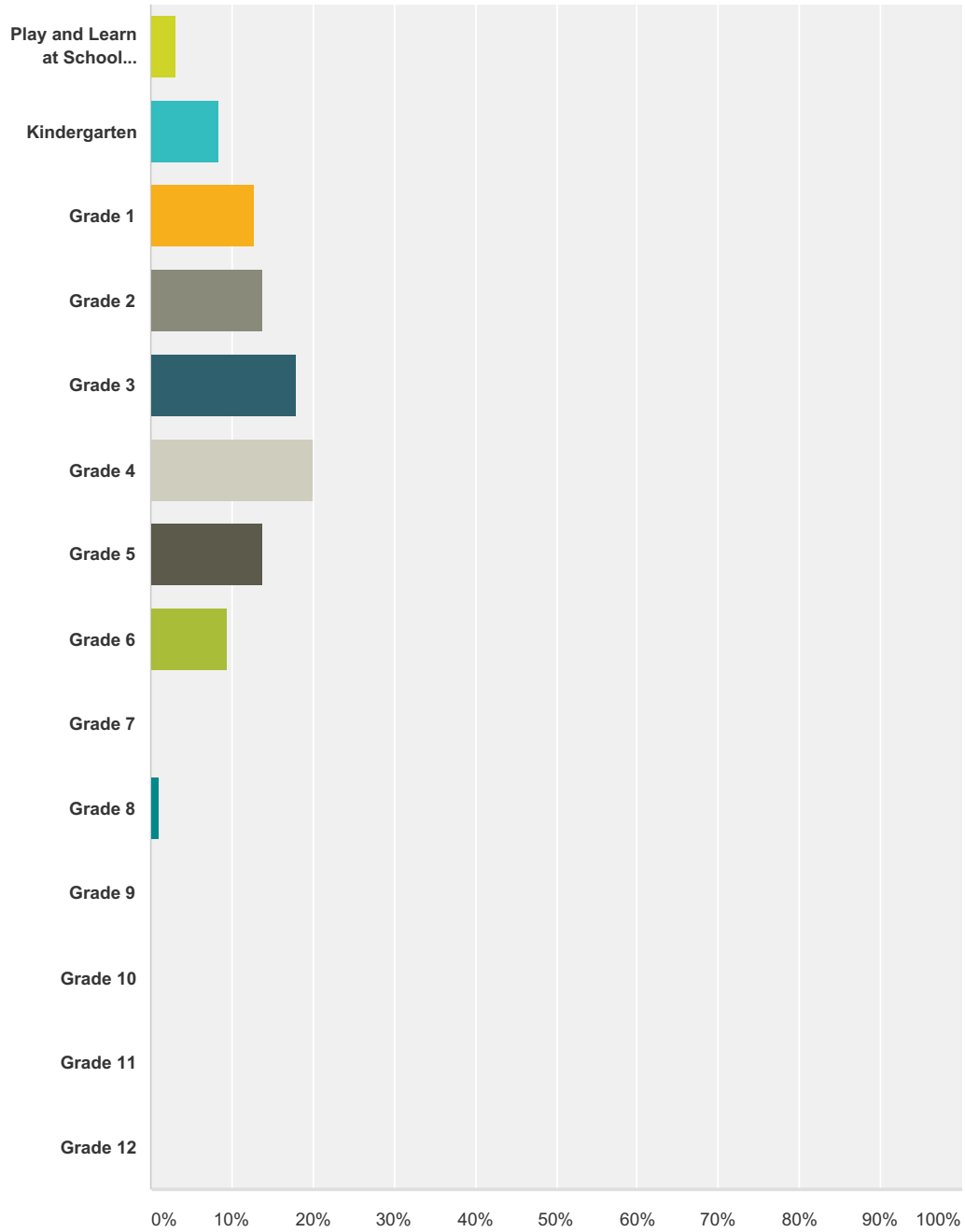
| | | |
|-------------------------|---------|----|
| Glen Allan | 100.00% | 95 |
| A.L. Horton | 0.00% | 0 |
| Andrew | 0.00% | 0 |
| Ardrossan Elementary | 0.00% | 0 |
| Ardrossan Junior Senior | 0.00% | 0 |
| Bev Facey | 0.00% | 0 |
| Brentwood | 0.00% | 0 |
| Bruderheim | 0.00% | 0 |
| Clover Bar | 0.00% | 0 |
| Ecole Campbelltown | 0.00% | 0 |
| Ecole Parc | 0.00% | 0 |
| F.R. Haythorne | 0.00% | 0 |
| Ft. Sask. Christian | 0.00% | 0 |
| Ft. Sask. Elementary | 0.00% | 0 |
| Ft. Sask. Sr. High | 0.00% | 0 |
| Fultonvale | 0.00% | 0 |
| James Mowat | 0.00% | 0 |
| Lakeland Ridge | 0.00% | 0 |
| Lamont Elementary | 0.00% | 0 |
| Lamont High | 0.00% | 0 |
| Mills Haven | 0.00% | 0 |
| Ministik | 0.00% | 0 |
| Mundare | 0.00% | 0 |
| NextStep/Outreach | 0.00% | 0 |
| Pine Street | 0.00% | 0 |
| Rudolph Hennig | 0.00% | 0 |
| Salisbury | 0.00% | 0 |
| Sherwood Heights | 0.00% | 0 |
| SCA Elementary | 0.00% | 0 |
| SCA Secondary | 0.00% | 0 |
| Uncas | 0.00% | 0 |
| Vegreville Composite | 0.00% | 0 |
| Wes Hosford | 0.00% | 0 |
| Westboro | 0.00% | 0 |

EIPS Parent Survey November 2015

| | | |
|------------------|-------|-----------|
| Win Ferguson | 0.00% | 0 |
| Woodbridge Farms | 0.00% | 0 |
| Wye | 0.00% | 0 |
| Total | | 95 |

Q2 Please indicate your child's grade.

Answered: 95 Skipped: 0



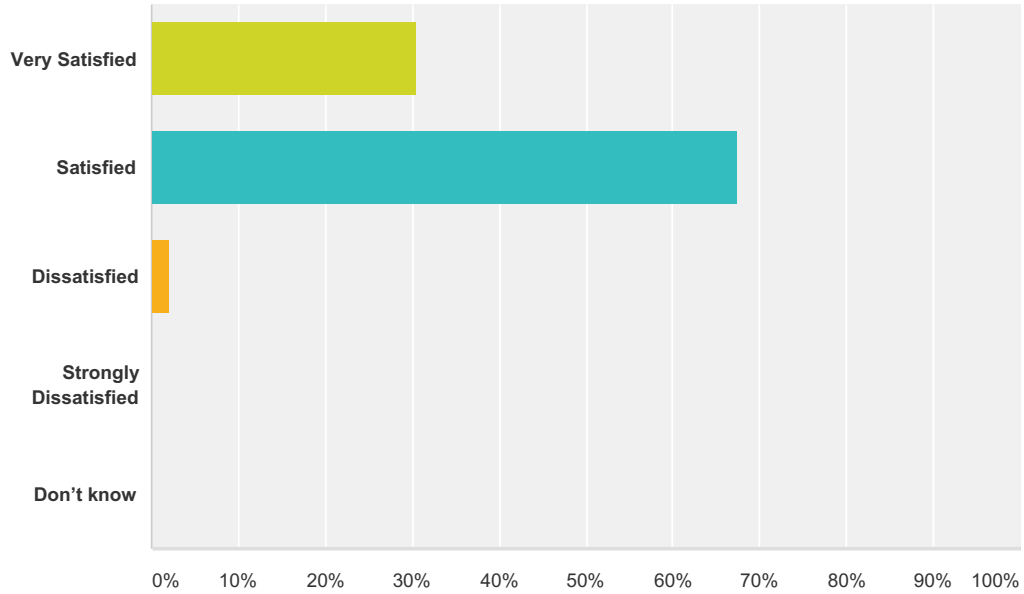
| Answer Choices | Responses |
|---------------------------------|-----------|
| Play and Learn at School (PALS) | 3.16% 3 |
| Kindergarten | 8.42% 8 |
| Grade 1 | 12.63% 12 |
| Grade 2 | 13.68% 13 |
| Grade 3 | 17.89% 17 |

EIPS Parent Survey November 2015

| | | |
|--------------|--------|-----------|
| Grade 4 | 20.00% | 19 |
| Grade 5 | 13.68% | 13 |
| Grade 6 | 9.47% | 9 |
| Grade 7 | 0.00% | 0 |
| Grade 8 | 1.05% | 1 |
| Grade 9 | 0.00% | 0 |
| Grade 10 | 0.00% | 0 |
| Grade 11 | 0.00% | 0 |
| Grade 12 | 0.00% | 0 |
| Total | | 95 |

Q3 How satisfied are you with the quality of education that your child is receiving at his/her school?

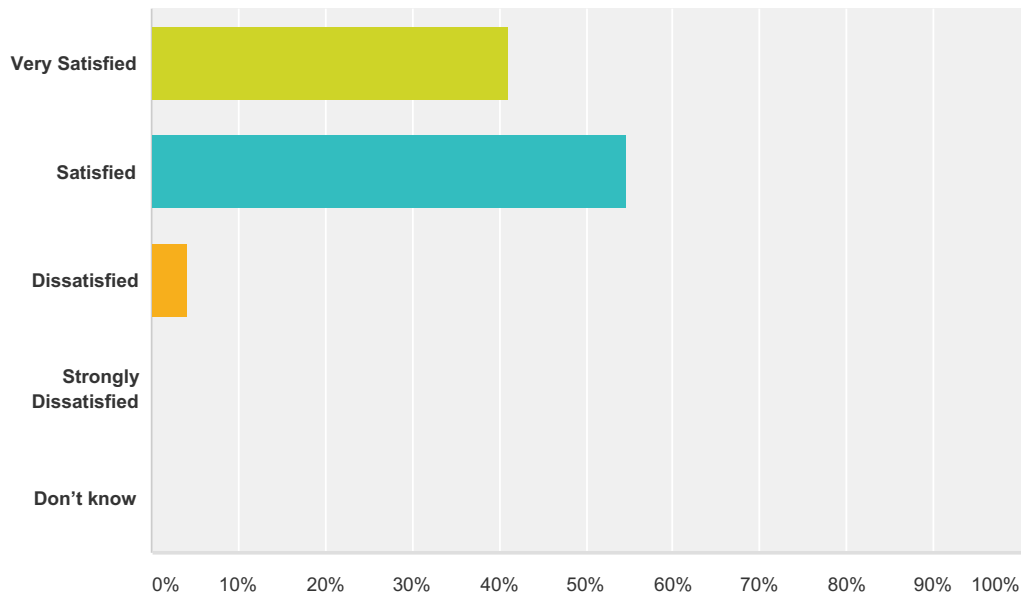
Answered: 95 Skipped: 0



| Answer Choices | Responses | |
|-----------------------|-----------|-----------|
| Very Satisfied | 30.53% | 29 |
| Satisfied | 67.37% | 64 |
| Dissatisfied | 2.11% | 2 |
| Strongly Dissatisfied | 0.00% | 0 |
| Don't know | 0.00% | 0 |
| Total | | 95 |

Q4 How satisfied are you with the quality of teaching at your child's school?

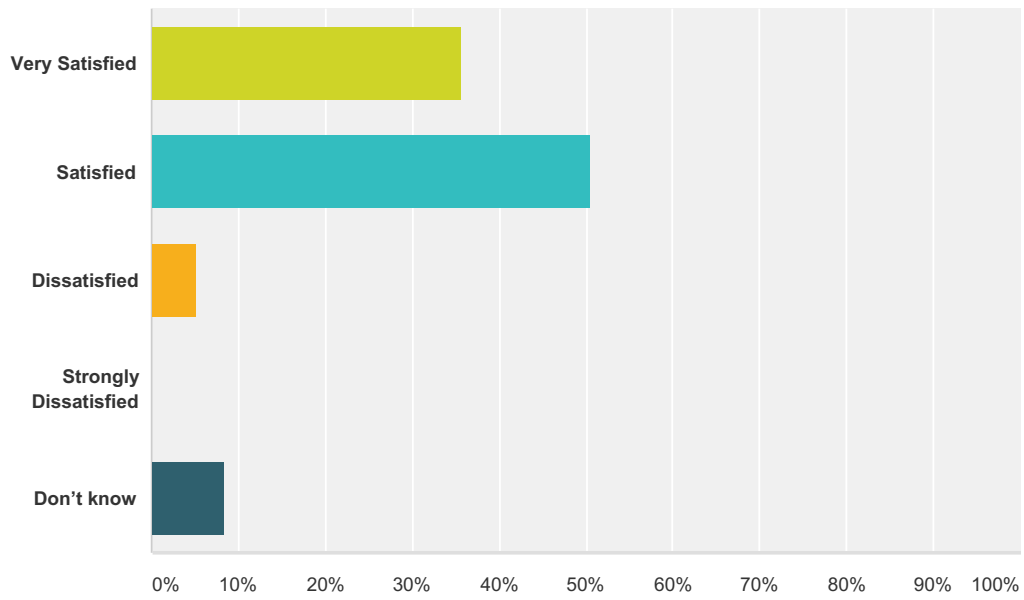
Answered: 95 Skipped: 0



| Answer Choices | Responses | Count |
|-----------------------|-----------|-----------|
| Very Satisfied | 41.05% | 39 |
| Satisfied | 54.74% | 52 |
| Dissatisfied | 4.21% | 4 |
| Strongly Dissatisfied | 0.00% | 0 |
| Don't know | 0.00% | 0 |
| Total | | 95 |

Q5 How satisfied are you with the leadership in your child's school?

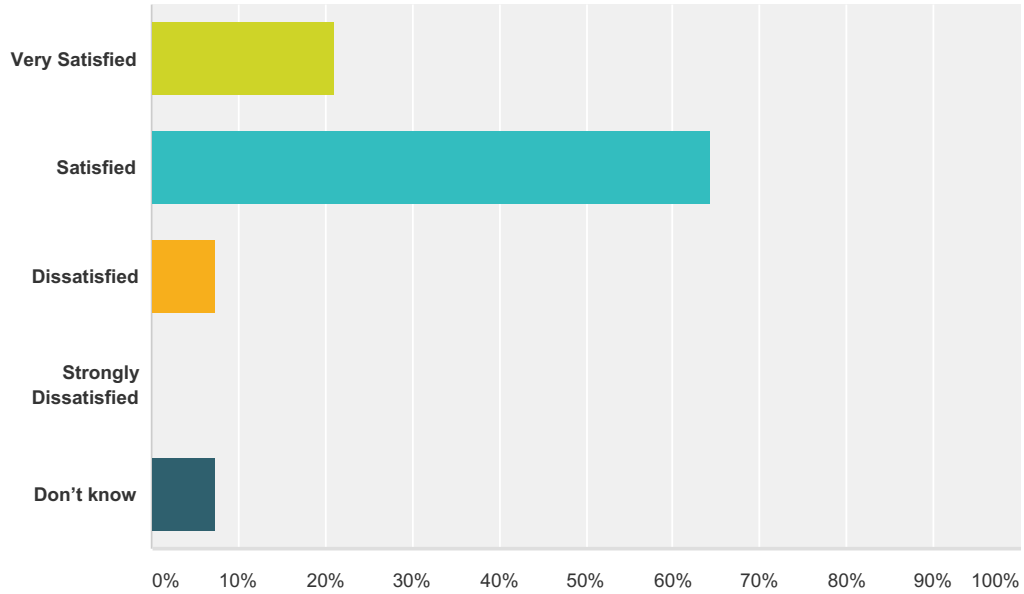
Answered: 95 Skipped: 0



| Answer Choices | Responses | Count |
|-----------------------|-----------|-----------|
| Very Satisfied | 35.79% | 34 |
| Satisfied | 50.53% | 48 |
| Dissatisfied | 5.26% | 5 |
| Strongly Dissatisfied | 0.00% | 0 |
| Don't know | 8.42% | 8 |
| Total | | 95 |

Q6 How satisfied are you with the opportunity to be involved in decisions at your child's school?

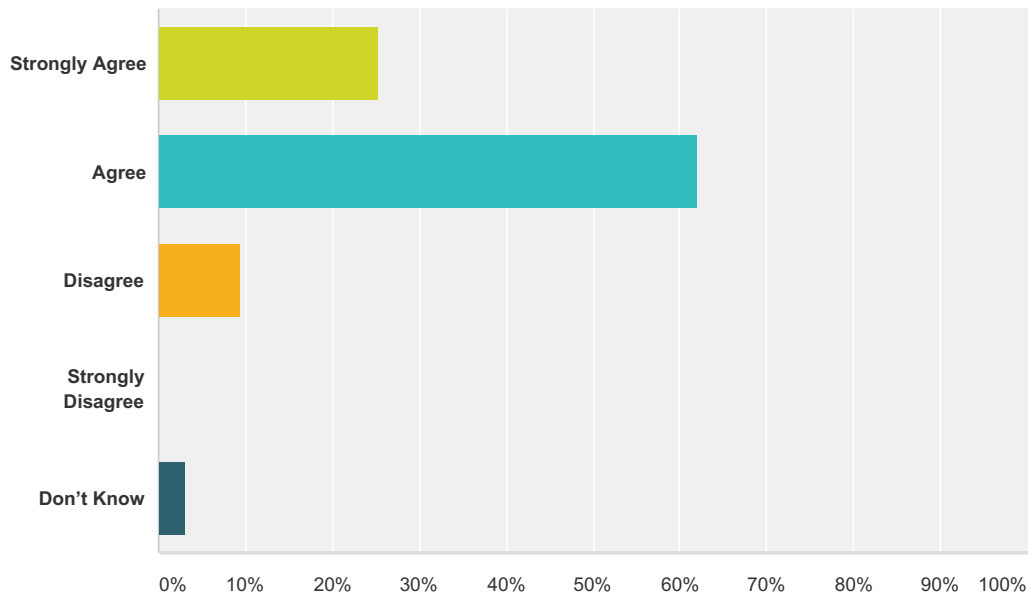
Answered: 95 Skipped: 0



| Answer Choices | Responses | |
|-----------------------|-----------|-----------|
| Very Satisfied | 21.05% | 20 |
| Satisfied | 64.21% | 61 |
| Dissatisfied | 7.37% | 7 |
| Strongly Dissatisfied | 0.00% | 0 |
| Don't know | 7.37% | 7 |
| Total | | 95 |

Q7 My child's individual needs are met.

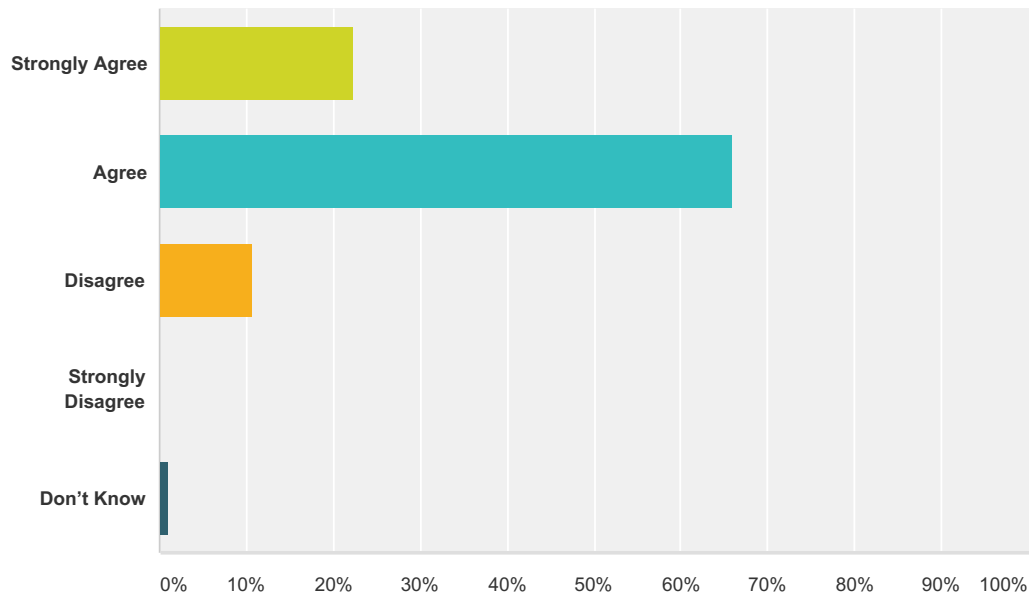
Answered: 95 Skipped: 0



| Answer Choices | Responses | |
|-------------------|-----------|-----------|
| Strongly Agree | 25.26% | 24 |
| Agree | 62.11% | 59 |
| Disagree | 9.47% | 9 |
| Strongly Disagree | 0.00% | 0 |
| Don't Know | 3.16% | 3 |
| Total | | 95 |

Q8 The school keeps me informed about my child's progress and achievement.

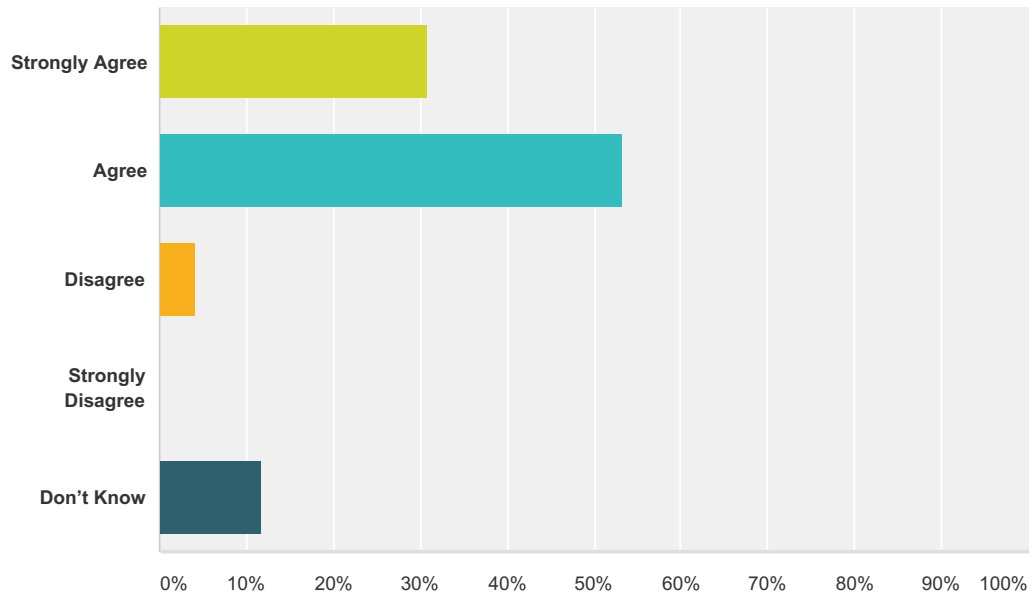
Answered: 94 Skipped: 1



| Answer Choices | Responses | |
|-------------------|-----------|-----------|
| Strongly Agree | 22.34% | 21 |
| Agree | 65.96% | 62 |
| Disagree | 10.64% | 10 |
| Strongly Disagree | 0.00% | 0 |
| Don't Know | 1.06% | 1 |
| Total | | 94 |

Q9 The rights and responsibilities of citizenship are reinforced in my child's school.

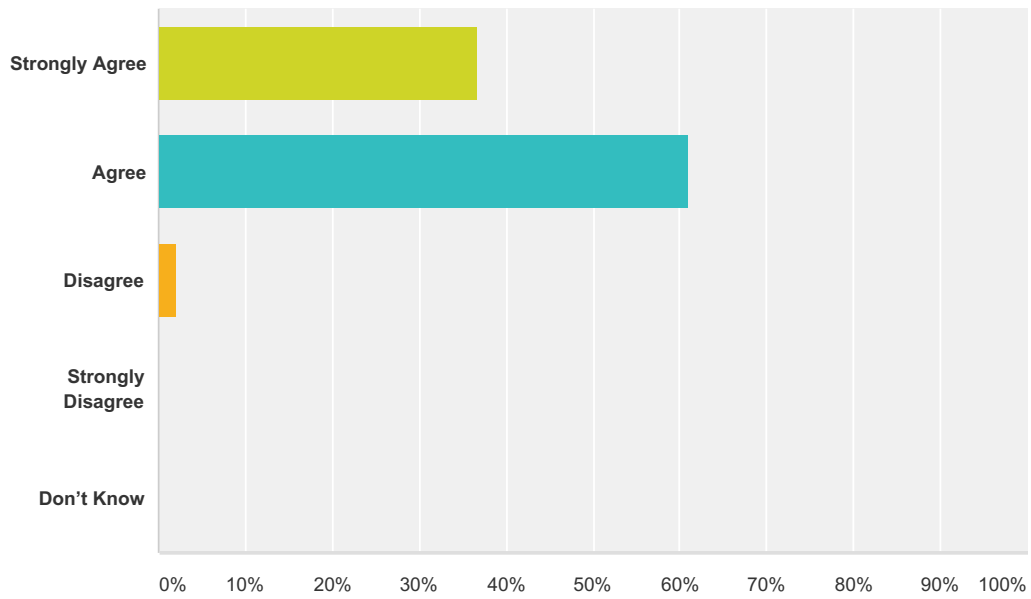
Answered: 94 Skipped: 1



| Answer Choices | Responses | |
|-------------------|-----------|-----------|
| Strongly Agree | 30.85% | 29 |
| Agree | 53.19% | 50 |
| Disagree | 4.26% | 4 |
| Strongly Disagree | 0.00% | 0 |
| Don't Know | 11.70% | 11 |
| Total | | 94 |

Q10 The school staff care about my child.

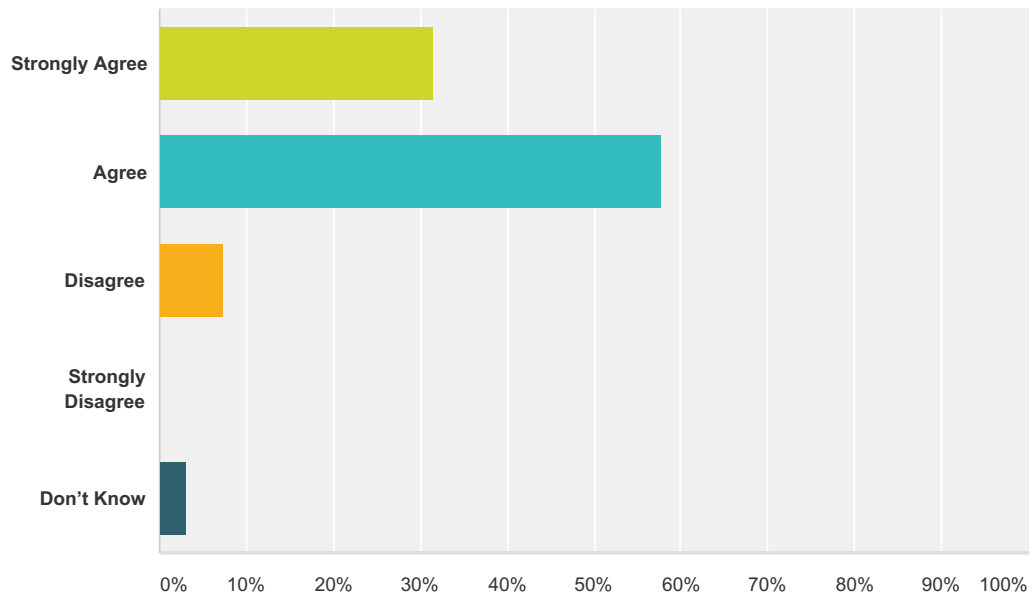
Answered: 95 Skipped: 0



| Answer Choices | Responses | |
|-------------------|-----------|-----------|
| Strongly Agree | 36.84% | 35 |
| Agree | 61.05% | 58 |
| Disagree | 2.11% | 2 |
| Strongly Disagree | 0.00% | 0 |
| Don't Know | 0.00% | 0 |
| Total | | 95 |

Q11 My child is encouraged at school to do his or her best.

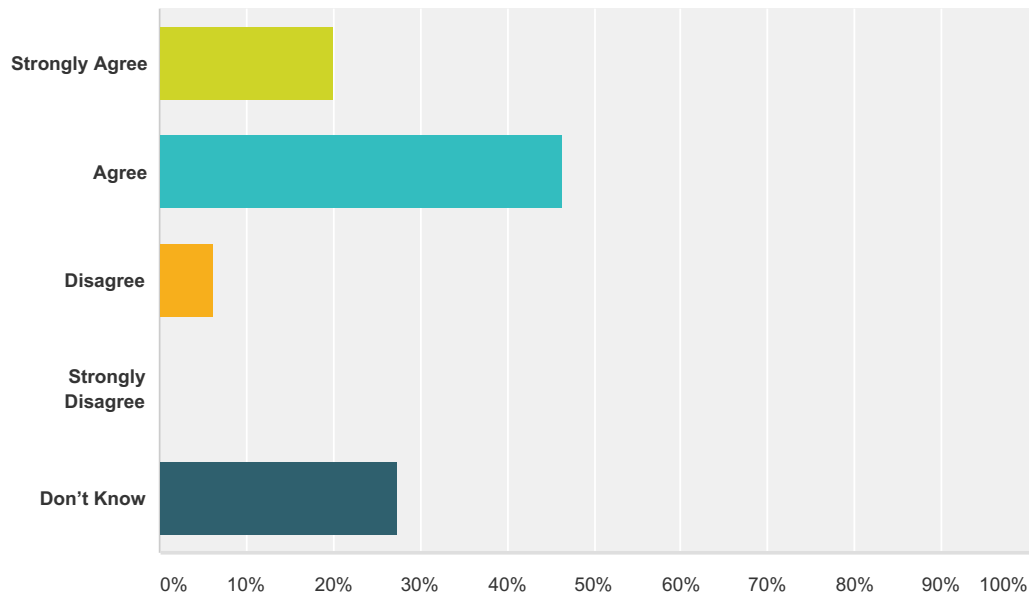
Answered: 95 Skipped: 0



| Answer Choices | Responses | |
|-------------------|-----------|-----------|
| Strongly Agree | 31.58% | 30 |
| Agree | 57.89% | 55 |
| Disagree | 7.37% | 7 |
| Strongly Disagree | 0.00% | 0 |
| Don't Know | 3.16% | 3 |
| Total | | 95 |

Q12 Discipline is handled in a fair and reasonable manner in my child's school.

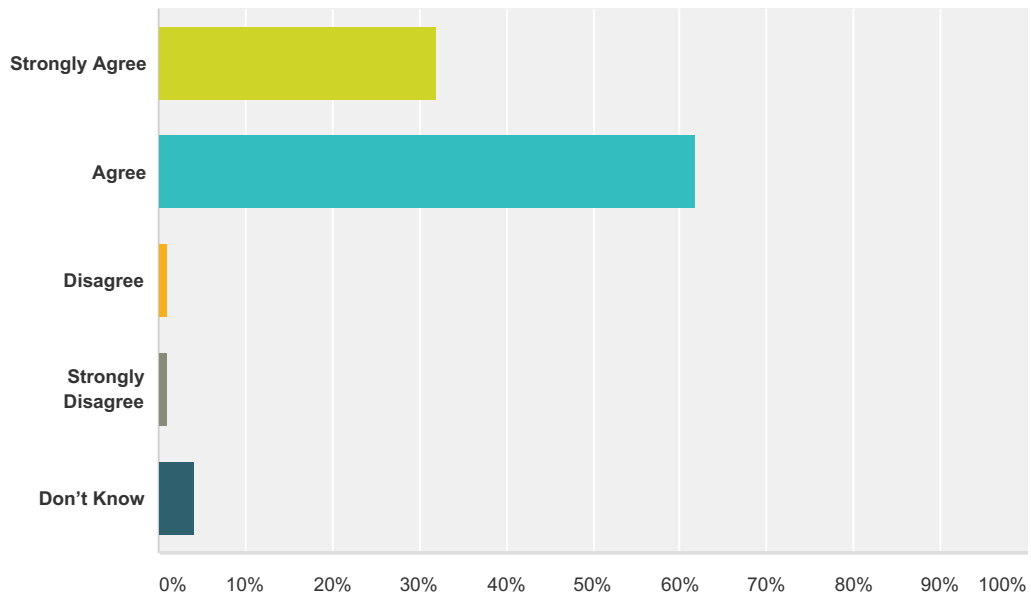
Answered: 95 Skipped: 0



| Answer Choices | Responses | Count |
|-------------------|-----------|-----------|
| Strongly Agree | 20.00% | 19 |
| Agree | 46.32% | 44 |
| Disagree | 6.32% | 6 |
| Strongly Disagree | 0.00% | 0 |
| Don't Know | 27.37% | 26 |
| Total | | 95 |

Q13 My child's school is safe.

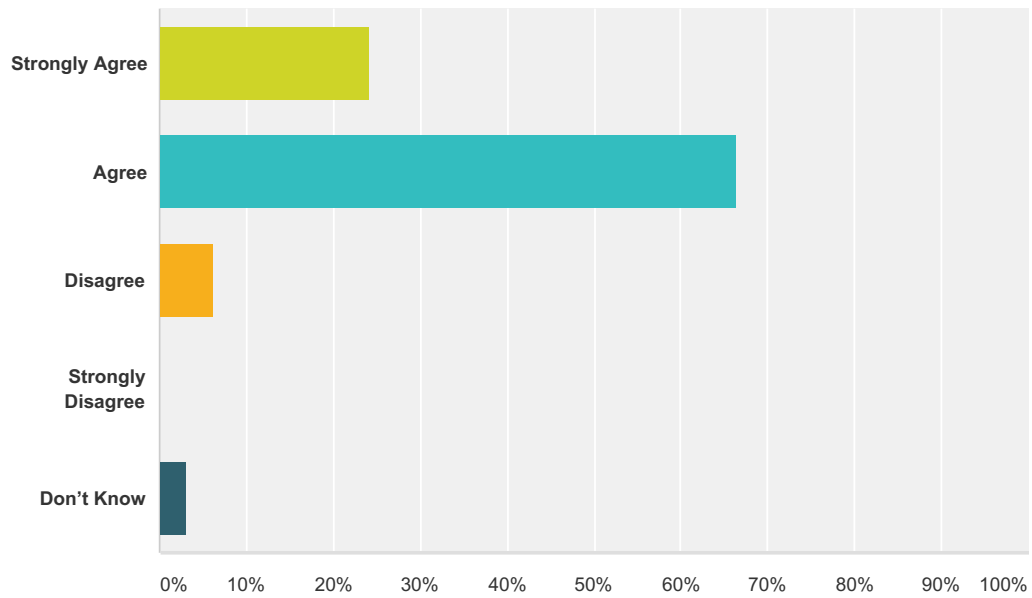
Answered: 94 Skipped: 1



| Answer Choices | Responses | |
|-------------------|-----------|-----------|
| Strongly Agree | 31.91% | 30 |
| Agree | 61.70% | 58 |
| Disagree | 1.06% | 1 |
| Strongly Disagree | 1.06% | 1 |
| Don't Know | 4.26% | 4 |
| Total | | 94 |

Q14 There is open and honest communication within my child's school.

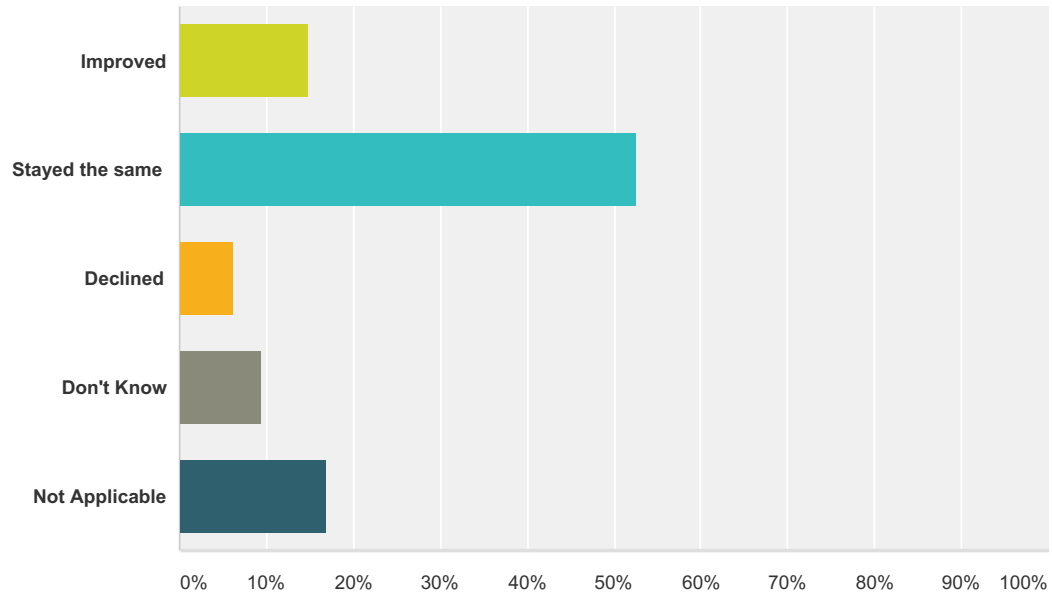
Answered: 95 Skipped: 0



| Answer Choices | Responses | |
|-------------------|-----------|-----------|
| Strongly Agree | 24.21% | 23 |
| Agree | 66.32% | 63 |
| Disagree | 6.32% | 6 |
| Strongly Disagree | 0.00% | 0 |
| Don't Know | 3.16% | 3 |
| Total | | 95 |

Q15 In your opinion, has the quality of education that your child experienced at school improved, stayed the same, or declined in the past three years.

Answered: 95 Skipped: 0



| Answer Choices | Responses | |
|-----------------|-----------|-----------|
| Improved | 14.74% | 14 |
| Stayed the same | 52.63% | 50 |
| Declined | 6.32% | 6 |
| Don't Know | 9.47% | 9 |
| Not Applicable | 16.84% | 16 |
| Total | | 95 |